

Compotek^{ck}

www.compotek.it

Compotek^{ck}

aziende partner / partner companies / empresas asociadas

proWood

proSteel

Korea Gas Spring

Compotek rappresenta la forza di un gruppo in grado di far nascere un progetto dalla richiesta del cliente, accompagnandolo fino alla realizzazione finale. Tutto questo con la possibilità di produrre nei propri stabilimenti componenti in plastica, legno e acciaio. Una sinergia che permette l'incontro fra il design, la qualità e l'innovazione nel rispetto dell'ambiente, dei suoi partner e collaboratori.

The strength of a group able to develop customized projects from the initial concept to the final product. Everything with the possibility to produce plastic, wooden and steel components in our own plants. A synergy that allows the intersection between design, quality, and innovation.

La fuerza de un grupo capaz de desarrollar proyectos personalizados desde el concepto inicial hasta el producto final. Todo con la posibilidad de producir componentes de plástico, madera y acero en nuestras propias plantas. Una sinergia que permite la intersección entre diseño, calidad e innovación.



34

anni di storia
years of history

25000_{mq}
coperto

magazzino
covered warehouse

250

dipendenti
employees

oltre 3000

articoli gestiti

Compotek^{ck}

Energia e passione.
Competenza e professionalità.
La Compotek Srl vanta un'esperienza di oltre 30 anni nel settore del mobile.
L'azienda, fondata nel 1989, ha consolidato la sua attività guardando sempre al futuro e all'innovazione.

Energy and passion.
Skills and professionalism.
Compotek has over 30 years of experience in the furniture sector. | It was founded in 1989 and it has consolidated its position in the market with its pioneering approach.

Energía y pasión.
Competencia y profesionalismo.
Compotek Srl cuenta con una experiencia de más de 30 años en el sector del mueble.
La empresa, fundada en 1989, ha consolidado su negocio mirando siempre al futuro y a la innovación.



proWood

Curvati in multistrato di faggio ed altre essenze per sedie casa, contract e ufficio.

Prowood, colonna portante del gruppo Compotek è caratterizzata da una superficie di 12.000 mq e un team di 180 persone. Ciò rende la Prowood una realtà in grado di vantare una produzione non solo efficiente ma anche di qualità di curvati, sedili e schienali destinati a tutto il mondo dell'arredo: una realtà che può vantare collaborazioni commerciali con i nomi più blasonati del mondo arredo casa, ufficio e contract.

La produzione annua di pannelli è di circa 2.000.000 di pezzi ed è sempre in continuo aumento.

A garanzia dei nostri prodotti vi sono delle strutturate procedure di controllo qualità e le certificazioni FSC e PEFC, che danno prova della nostra attenzione all'ambiente ed alla sostenibilità.

Curved beech plywood for contract & office chairs.

Prowood is based in Bosnia and is characterized by a surface area of 12,000 square meters and a team of 180 people. This makes Prowood a reality capable of producing curved panels, seats, and backs intended for the entire world of furniture: a reality that can boast commercial collaborations with the most renowned names in the home, office, and contract furniture.

The annual panel production is about 2,000,000 pieces and is constantly increasing.

To guarantee the quality of our products, there are structured quality control procedures and FSC and PEFC certifications, which ensure our attention to the environment and sustainability.

Contrachapado de haya curvado para sillas contract y de oficina.

Prowood tiene su sede en Bosnia y se caracteriza por una superficie de 12.000 metros cuadrados y un equipo de 180 personas. Esto hace de Prowood una realidad capaz de producir paneles curvados, asientos y respaldos destinados a todo el mundo del mobiliario: una realidad que puede presumir de colaboraciones comerciales con los nombres más renombrados del mundo del mobiliario de hogar, oficina y contract.

La producción anual de paneles es alrededor de 2.000.000 de piezas y está en constante aumento.

Para garantizar el producto, existen procedimientos estructurados de control de calidad y certificaciones FSC y PEFC, que aseguran nuestra atención al medio ambiente y la sostenibilidad.





Produzione di strutture e componenti metallici.

Al fine di poter sviluppare i prodotti in tutte le sue parti nasce Prosteel, con sede in Croazia, per tutto ciò che riguarda la lavorazione dell'acciaio. Produciamo telai a 4 gambe, cantilever, slitte in tondino e braccioli in acciaio.

Lavoriamo tubo sezione tonda, quadra e ovale, e oltre a telai presenti a catalogo è possibile sviluppare modelli richiesti su disegno del cliente.

I telai grezzi vengono poi sottoposti a verniciatura, cromatura o altre finiture, ed anche in questo caso è possibile con dei lotti stabiliti ottenere una verniciatura su richiesta.



Production of metal frames and components.

In order to develop products in all their parts, Prosteel was founded in Croatia, specializing in steel processing. Our production includes four-legged frames, cantilevers, wire sleds, and steel armrests.

We work with round, square, and oval tube sections. In addition to the frames in our catalog, we can develop models requested by the customer.

Raw frames are then subject to painting, chrome plating, or other finishes, and in this case too, it is possible to obtain a custom finish with established batches.

Producción de metales marcos y componentes.

Con el fin de desarrollar productos en todas sus partes, nació Prosteel en Croacia, especializada en el procesamiento de acero. Producimos marcos de cuatro patas, patines, trineos de alambre y apoyabrazos de acero.

Trabajamos con secciones de tubo redondo, cuadrado y ovalado. Además de los marcos de nuestro catálogo, podemos desarrollar modelos solicitados por el cliente.

Los marcos en bruto luego se someten a pintura, cromado o otros acabados, y también en este caso es posible obtener un acabado personalizado con lotes establecidos.

Korea Gas Spring

Compotek è distributore del marchio KGS per tutta l'europa /
Compotek is the distributor of the KGS brand throughout Europe /
Compotek es el distribuidor de la marca KGS en toda Europa.

Korea Gas Spring è sinonimo di affidabilità e serietà, leader nella produzione di pompe a gas persegue da sempre percorsi di miglioramento della qualità e del servizio sempre in linea con le richieste del cliente.

Una dimostrazione dell'attenzione dell'azienda alla qualità sono la certificazione ISO 9001, gli standard ANSI BIFMA per il mercato americano, nonché norme DIN per il mercato Europeo.

KGS vanta clienti in tutto il mondo che possono confermare la serietà e la qualità che la contraddistingue da anni.

Korea Gas Spring is synonym of reliability and professionalism, a leader in the production of gas lifts. The company has always strived for of improving quality and service by following the customer's requests.

An example of the company's attention to quality is the ISO 9001 certification, the ANSI BIFMA standards for the American market, as well as the DIN standards for the European market.

Its customers are present all over the world and keep confirming the professionalism and quality that characterizes KGS.



Korea Gas Spring es sinónimo de confiabilidad y seriedad, líder en la producción de pistones de gas. Siempre ha buscado mejorar la calidad y el servicio siguiendo las solicitudes del cliente.

Una demostración de la atención de la empresa a la calidad son la certificación ISO 9001, las normas ANSI BIFMA para el mercado estadounidense, así como las normas DIN para el mercado europeo.

Los clientes están presentes en todo el mundo y pueden confirmar la seriedad y la calidad que distingue a desde hace años.





Stampaggio materie plastiche.

Il reparto di stampaggio materie plastiche Compotek è una realtà dove l'innovazione incontra la sostenibilità per offrire prodotti di alta qualità.

In questo reparto, siamo equipaggiati con macchinari di ultima generazione full electric per lo stampaggio plastico a iniezione a basso consumo energetico, che ci permettono di creare prodotti resistenti e durevoli e di garantire ai nostri clienti la massima precisione e affidabilità.

Tutti i macchinari sono in piena sinergia con l'ufficio tecnico, per garantire una corretta supervisione dei parametri di fusione e

assicurare la massima qualità, e quindi sicurezza, del prodotto finale. Il prodotto viene, successivamente, prelevato attraverso dei robot, che si occupano di garantire una gestione veloce e ottimale del materiale, e di conseguenza portando a ottimi standard qualitativi e una maggiore sicurezza per i nostri collaboratori.

Utilizziamo una vasta gamma di materiali per lo stampaggio, tra cui PP, PA e ABS; la maggior parte della nostra produzione è caratterizzata da materiali riciclati, che ci consentono di minimizzare l'impatto ambientale e di creare

un circolo virtuoso di sostenibilità.

Siamo orgogliosi di poter offrire soluzioni innovative e tecnologiche che soddisfano le esigenze del mercato, mantenendo allo stesso tempo l'attenzione sul rispetto dell'ambiente e delle risorse naturali.

Printing plastic materials.



Compotek's plastic molding department is a reality where innovation meets sustainability to offer high-quality products. In this department, we are equipped with brand new machineries, fully electric for low-energy injection plastic molding, allowing us to create durable and long-lasting products and ensuring maximum precision and reliability for our customers.

All machinery is in complete synergy with the technical office to ensure proper supervision of melting parameters and to guarantee maximum quality and, therefore, safety of the final

product. The product is subsequently removed through robots, which ensure fast and optimal material management, ensuring excellent quality standards and greater safety for our collaborators.

We use a wide range of materials for molding, including PP, PA, and ABS. Most of our production is characterized by recycled materials, allowing us to minimize environmental impact and create a virtuous circle of sustainability.

We are proud to offer innovative and technological solutions that meet market needs, while maintaining

a focus on respect for the environment and natural resources.

Impresión asunto plástica.

El departamento de moldeo de materiales plásticos de Compotek es una realidad donde la innovación se encuentra con la sostenibilidad para ofrecer productos de alta calidad. En este departamento, estamos equipados con maquinarias de última generación totalmente eléctricas para el moldeo plástico por inyección de bajo consumo energético, garantizar a nuestros clientes la máxima precisión y fiabilidad. permite crear pro-



ductos resistentes y duraderos y nos permite

Todas las maquinarias están en completa sinergia con la oficina técnica para garantizar una supervisión correcta de los parámetros de fusión y asegurar la máxima calidad y, por lo tanto, seguridad del producto final. Posteriormente, el producto es retirado a través de robots, quienes se encargan de garantizar una gestión rápida y óptima del material, asegurando excelentes estándares de calidad y una mayor seguridad para nuestros colaboradores. Utilizamos una amplia gama de materiales para el moldeo, incluyendo PP,

PA y ABS. La mayoría de nuestra producción se caracteriza por materiales reciclados, que nos permite minimizar el impacto ambiental y crear un círculo virtuoso de sostenibilidad. Estamos orgullosos de poder ofrecer soluciones innovadoras y tecnológicas que satisfacen las necesidades del mercado, manteniendo al mismo tiempo la atención en el respeto al medio ambiente y los recursos naturales.

Reparto di curvatura tubi.

Il nuovo reparto di curvatura tubi di Compotek utilizza le migliori tecnologie e tecniche nella produzione di telai a 4 gambe, cantilever, slitte in tondino e braccioli in acciaio in modo da dare ai suoi clienti un servizio completo anche su richieste immediate. I nostri tecnici utilizzano coils in acciaio per la produzione di slitte personalizzate di diverse dimensioni e forme, utilizzando la piegatura a matrice per garantire la massima qualità.



I telai grezzi vengono in seguito inviati nei nostri reparti di foratura, passano poi alla fase di saldatura, e per completare il ciclo vengono verniciate o cromate.

Utilizziamo solo materiali di alta qualità e controlliamo costantemente la conformità delle nostre produzioni grazie ai nostri operatori qualificati. Il nostro reparto di piegatura tubi è sinonimo di precisione, efficienza e completezza, e permette a Compotek di sviluppare e sostenere un rapporto a 360° con i suoi clienti.

Department of curvature pipes.

Compotek's new tube bending department uses the best technologies and techniques in the production of 4-legged frames, cantilevers, round rod sliders, and steel arms to provide its customers with a comprehensive service, even on immediate requests. Our technicians use steel coils for the production of custom sliders of different sizes and shapes, using matrix bending to ensure maximum quality. The raw frames are then sent to our drilling departments, pass to

the welding phase, and to complete the process, they are painted or chromed.

We only use high-quality materials and constantly control the conformity of our productions thanks to our qualified operators. Our tube bending department is synonymous with precision, efficiency, and completeness, and allows Compotek to develop and maintain a 360-degree relationship with its customers.

Departamento de curvatura tubería.



El nuevo departamento de curvado de tubos de Compotek utiliza las mejores tecnologías y técnicas en la producción de marcos de cuatro patas, voladizos, varillas deslizantes y brazos de acero para ofrecer a sus clientes un servicio completo incluso en solicitudes inmediatas.

Nuestros técnicos utilizan bobinas de acero para la producción de varillas personalizadas de diferentes tamaños y formas, utilizando la curvatura de matriz para garantizar la máxima calidad. Los marcos en bruto se envían luego a nuestros departamentos de perforación, pasan a

la fase de soldadura y para completar el ciclo, se pintan o croman.

Solo utilizamos materiales de alta calidad y controlamos constantemente la conformidad de nuestras producciones gracias a nuestros operadores calificados. Nuestro departamento de curvado de tubos es sinónimo de precisión, eficiencia y completitud, y permite a Compotek desarrollar y mantener una relación completa con sus clientes.



Index


Light Presidential	003	Light	011	Urus	023	Jet	031		
Up	39	Queen	047	Klass	055	Bolla	063	Kona	073
Miss	083	Molly	105	Victoria	113	Tokyo	121		
Jay	129	Eolo	135	Vic	143				
Quadro	147	Maria	153	Tabby	159				
Foulard	165	Lady B	171	Ovvo	177				
								183	
Ruote e piedini / Wheels and glides / Ruedas y pies									
Basi / Bases / Base	189			Pompe a gas / Gas lifts / Elevadores de gas				199	
								207	
Meccanismi e piastre / Mechanisms and support / Mecanismos y placas									
								217	
Aste e lame / Rods and blades / Varillas y cuchillas									
								223	
Coprilama e soffiatti / Covers and bellows / Tapa de pala y fuelle									
Braccioli / Armrests / Brazos	233			Sedili / Seats / Asientos				243	
								249	
Schienali / Backrests / Respaldos				Poggiatesta / Headrests / Reposacabezas				259	
								265	
Telai / Frames / Marcos				Legni e PU / Woods and PU / Maderas y PU				273	
								281	
Supporto pannello / Panel support / Soporte de panels									
								285	
Tessuti / Fabrics / Telas									

LIGHT PRESIDENTIAL



LIGHT PRESIDENTIAL

kit components





LIGHT PRESIDENTIAL

technical information



Base

BASE660Q base nylon D.660.
 BASE650MACALNR - Base alluminio lucido mod.I340 MAC diam.680 verniciato NERO OPACO RAL 9005.
 BASE650MACAL - Base alluminio lucido mod. MAC I340 diam.680.

Meccanismo

MECSY008L meccanismo sincro 4 posizioni blocco, regolazione altezza sedile e inclinazione, traslatore con corsa 70mm, regolazione di tensione laterale.
 MECSY007 - Meccanismo sincro 2 leve autopesante, 4 posizioni di blocco con regolazione altezza sedile e regolazione tensione laterale.

Sedile

Sedile in legno faggio FSC certificato 100%, Backrest PA6+30%GF
 Larghezza: 50 cm - Profondità: 45 cm.

Schienale

In plastica con poggiaerani, rete da assemblare.
 Altezza: 80 cm - Larghezza: 46 cm.

Braccioli

BRAMD74NEW bracciolo nero 3D con lama in ferro. BRARG19NR Bracciolo nero piu regolabile Mod-119 1D. 4506000365 Bracciolo nero regolabile 5D Mod-158

Poggiatesta

Da tappezzare.

Base

BASE660Q nylon base D.660.
 BASE650MACALNR - Polished aluminum base mod.I340 MAC diam.680 painted RAL 9005 MATTE BLACK.
 BASE650MACAL - Polished aluminum base mod.MAC I340 diam.680.

Mechanism

MECSY008L sincro mechanism 4-position locking, seat height and tilt adjustment, slider with 70 mm stroke, lateral tension adjustment.
 MECSY007 - Synchro mechanism 2 levers self-weight, 4 locking positions with seat height adjustment and lateral tension adjustment

Seat

Seat 100% FSC certified beech wood structure, Backrest PA6+30%GF Width: 50 cm - Depth: 45 cm

Backrest

In plastic with lumbar support, Mesh to be assembled.
 High: 80 cm - Width: 46 cm

Armrests

BRAMD74NEW black 3D armrest with iron blad. BRARG19NR More adjustable black armrest Mod-119 1D. 4506000365 5D armrest Mod-158

Headrest

To be upholstered.

Base

BASE660Q Base de nailon D.660.
 BASE650MACALNR - Base de aluminio pulido mod.I340 MAC diam.680 pintado NEGRO MATE RAL 9005.
 BASE650MACAL - Base de aluminio pulido mod.MAC I340 diam.680.

Mecanismo

MECSY008L Mecanismo sincronizado de 4 posiciones, ajuste de altura e inclinación del asiento, deslizador de recorrido de 70 mm, ajuste de tensión lateral.
 MECSY007 - Mecanismo auto pesado sincronizado, 4 posiciones de bloqueo con ajuste de altura del asiento y ajuste de tensión lateral.

Asiento

Asiento 100% madera de haya certificada FSC, Respaldo PA6+30%GF
 Ancho: 50cm - Fondo: 45cm.

Respaldo

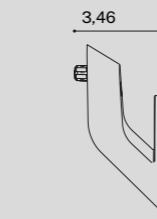
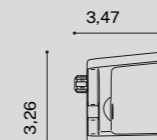
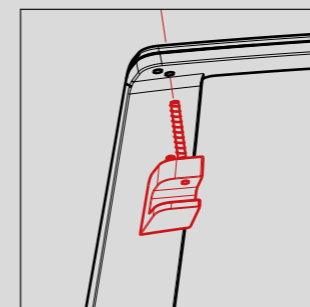
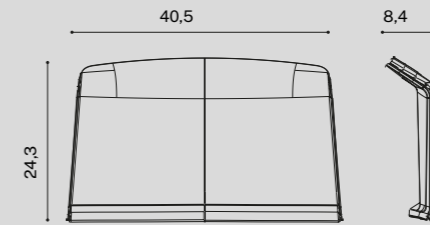
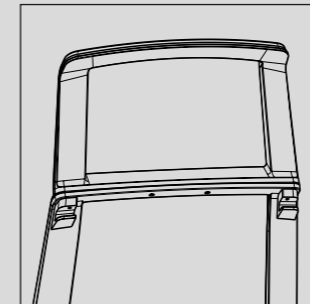
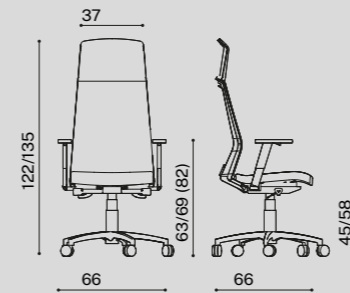
En plástico con soporte lumbar, red para ensamblar.
 Alto: 80cm - Ancho: 46cm.

Reposabrazos

BRAMD74NEW Reposabrazos 3D negro con pala de hierro. BRARG19NR Reposabrazos negro más orientable Mod-119 1D. 4506000365 Reposabrazos 5D negro Mod-158

Reposacabezas

Para tapizar.



movimento traslatore sedile / sliding seat / asiento deslizante

movimento sincronizzato / Synchronized movement / movimiento sincronizado

regolazione altezza seduta / height adjustment sitting / ajuste de altura del asiento

regolazione altezza braccioli / height adjustment arms / ajuste de altura de los brazos

pad traslatore / sliding pad / almohadilla deslizante

rotazione pad / pad rotation / rotación de la almohadilla

movimento laterale pad / pad width adjustment / ajustamiento del ancho de la almohadilla

regolazione altezza poggiaerani / height adjustment lumbar support / ajuste de altura del soporte lumbar

regolazione altezza e rotazione poggiatesta / height adjustment and headrest rotation / ajuste de altura

LIGHT

design Angelo Pinaffo



LIGHT

kit components









LIGHT

technical information



Sedia con seduta e schienale in polipropilene. Finiture varie con possibilità di abbinamenti tra tessuti e plastiche. Basi nylon PA6, su ruote frenanti, gommate o scorrevole. Disponibile anche con braccioli regolabili da 1 a 3 posizioni.

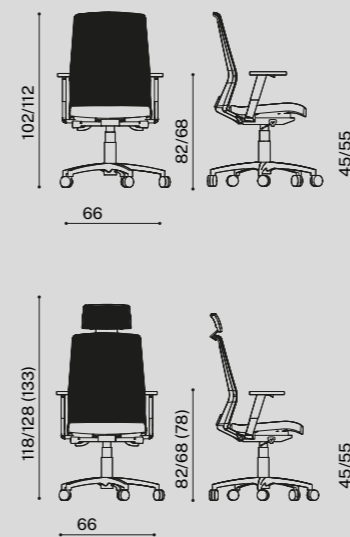
Chair with seat and back in polypropylene, various finishes with the possibility to combine fabrics and plastics. PA6 nylon bases, on braked, rubber or sliding castors. Also available with armrests adjustable from 1 to 3 positions.

Silla con asiento y respaldo en polipropileno, varios acabados con posibilidad de combinaciones de tejidos y plásticos. Bases de nylon PA6, sobre ruedas frenadas, de goma o deslizantes. También disponible con reposabrazos regulables de 1 a 3 posiciones.

Rivestimento
Sedile Nero Bianco o Grigio e schienale in rete Nera Bianco e Grigio.
Base
Base Metallo o Plastica.
Meccanismo
Meccansimo da 2 a 5 movimenti piu eventuale Slitta.
Sedile
Sedile Tapezzato in tessuto o rete Larghezza 50 cm - Profondità 48 cm.
Schienale
Alto: 60 cm - Larghezza: 46 cm.
Braccioli
Braccioli fissi o regolabili fino a 3D in plastica PP o in FE + PU.
Poggiatesta
Da tappezzare, regolabile in altezza e inclinazione

Cover
Seat in Black White or Gray and back in Black White and Gray mesh.
Base
Base Metal or Plastic.
Mechanism
Mechanism from 2 to 5 movements plus possible Slide.
Seat
Seat Upholstered in fabric or mesh Width 50 cm - Depth 48 cm.
Backrest
High: 80 cm Width: 46 cm.
Armrests
Fixed or adjustable up to 3D plastic armrests PP or FE + PU.
Headrest
To be upholstered, adjustable in height and

Revestimiento
Asiento Negro Blanco o Gris y espalda en malla Black White and Grey.
Base
Base Metal o Plástico.
Mecanismo
Mecanismo de 2 a 5 movimientos más posible Slide.
Asientos
Asiento Tapizado en tela o malla Ancho 50 cm - Fondo 48 cm.
Respaldo
Alto: 80cm Ancho: 46cm.
Reposabrazos
Reposabrazos fijos o regulables hasta en plástico 3D PP o FE + PU.
Reposacabezas
A tapicar, ajustable en altura e inclinación



movimento traslatore sedile / sliding seat / asiento deslizante

movimento sincronizzato / Synchronized movement / movimiento sincronizado

regolazione altezza seduta / height adjustment sitting / ajuste de altura del asiento

regolazione altezza braccioli / height adjustment arms / ajuste de altura de los brazos

pad traslatore / sliding pad / almohadilla deslizante

rotazione pad / pad rotation / rotación de la almohadilla

movimento laterale pad / pad width adjustment / ajustamiento del ancho de la almohadilla

regolazione altezza poggiatesta / height adjustment lumbar support / ajuste de altura del soporte lumbar

regolazione altezza e rotazione poggiatesta / height adjustment and headrest rotation / ajuste de altura


URUS collection

creative engineering by ACTIVA



URUS

kit components







Sedia con schienale in nylon PA6. Finiture varie con possibilità di abbinamenti tra tessuti e plastiche. Basi in acciaio a slitta, a quattro gambe o girevole in plastica, su ruote frenanti, gommate o scorrevole. Disponibile anche con braccioli, e sotto sedile per impilaggio.

Rivestimento
Sedile Tapezzato tessuto e schienale in rete.

Base
Slitta ASFORM Cromata o Nera.
Base Girevole nylon d600 o 630.

Meccanismo
Per base girevole PIA050NRSL regolabile in altezza.

Sedile
Sedile Tapezzato in tessuto 46 cm - Profondità 46 cm.

Schienale
Schienale in Rete: 46 cm - Larghezza: 46 cm.

Braccioli
Braccioli fissi PP o in FE + PU.

Chair with backrest in PA6 nylon. Various finishes with the possibility to combine fabrics and plastics. Sled, four-legged or plastic swivel steel bases, on braked, rubberized or sliding castors. Also available with armrests, and under seat for stacking.

Cover
Upholstered fabric seat and mesh backrest.

Base
Chromed or Black ASFORM sled.
Swivel base nylon d600 or 630.

Mechanism
For height-adjustable PIA050NRSL swivel base

Seat
Seat Upholstered in fabric Width 46 cm - Depth 46 cm.

Backrest
High: 46 cm Width: 46 cm.

Armrests
Fixed or adjustable up to 3D plastic armrests PP or FE + PU.

Silla con respaldo en nylon PA6. Varios acabados con posibilidad de combinar tejidos y plásticos. Patines, cuatro patas o bases giratorias de plástico, sobre ruedas frenadas, recubiertas de goma o deslizantes. También disponible con reposabrazos y contra asiento para apilar.

Revestimiento
Asiento tapizado en tela y respaldo en malla.

Base
Patín ASFORM Cromado o Negro.
Base giratoria nylon d600 o 630.

Mecanismo
Para base giratoria regulable en altura PIA050NRSL.

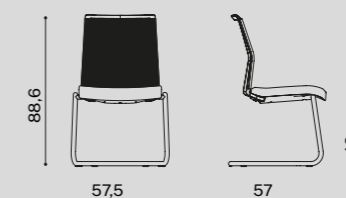
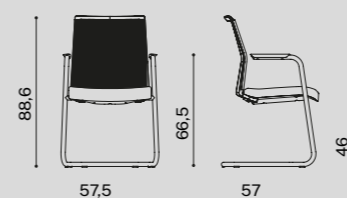
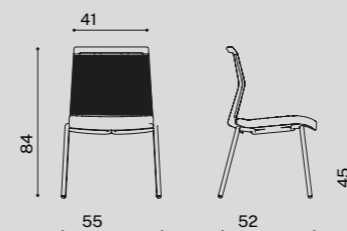
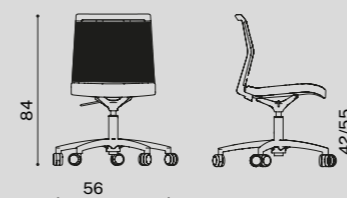
Asiento
Asiento Tapizado en tela 46 cm - Fondo 46 cm.

Respaldo
Malla Respaldo: 46 cm - Ancho: 46 cm.

Reposabrazos
Reposabrazos fijos o regulables hasta 3D en plástico PP o en FE + PU.

URUS

technical information



movimento sincronizzato / Synchronized movement / movimiento sincronizado



regolazione altezza seduta / height adjustment sitting / ajuste de altura del asiento



pad traslatore / sliding pad / almohadilla deslizante



rotazione pad / pad rotation / rotación de la almohadilla



movimento laterale pad / pad width adjustment / ajustamiento del ancho de la almohadilla

JET

creative engineering by ACTIVA



JET

kit components







JET

technical information

Sedia con seduta e schienale in polipropilene, finiture varie con possibilità di abbinamenti tra tessuti e plastiche. Basi nylon PA6, su ruote frenanti, gommate o scorrevole. Disponibile anche con braccioli regolabili da 1 a 3 posizioni.

Chair with seat and back in polypropylene, various finishes with the possibility to combine fabrics and plastics. PA6 nylon bases, on braked, rubber or sliding castors. Also available with armrests adjustable from 1 to 3 positions.

Silla con acabados con posibilidad de combinaciones de tejidos y plásticos. Bases de nylon PA6, sobre ruedas frenadas, de goma o deslizantes. También disponible con reposabrazos regulables de 1 a 3 posiciones.

Rivestimento
Sedile Tapezzato tessuto e schienale in rete.

Base
BASE660Q base nylon D.660.

Meccanismo
Meccanismo da 2 a 5 movimenti piu eventuale Slitta.

Sedile
Sedile Tapezzato in tessuto o rete Larghezza 50 cm - Profondità 48 cm.

Schienale
Tapezzato Alto: 78 cm - Larghezza: 47 cm. Rete Basso Alto 65 cm - Larghezza: 47 cm.

Braccioli
Braccioli fissi o regolabili fino a 3D in plastica PP o in FE + PU.

Cover
Upholstered fabric seat and mesh backrest.

Base
BASE660Q nylon base D.660.

Mechanism
Mechanism from 2 to 5 movements plus possible Slide.

Seat
Seat Upholstered in fabric or mesh Width 50 cm - Depth 48 cm.

Backrest
High: 78 cm Width: 47 cm. Bed base Low High 65 cm - Width: 47 cm.

Armrests
Fixed or adjustable up to 3D plastic armrests PP or FE + PU.

Revestimiento
Asiento tapizado en tela y respaldo en malla.

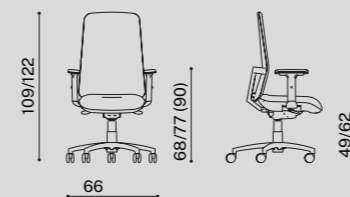
Básico
BASE660Q Base de nylon D.660.

Mecanismo
Mecanismo de 2 a 5 movimientos más trineo eventual.

Asiento
Asiento Tapizado en tela o malla Ancho 50 cm - Fondo 48 cm.

Respaldo
Tapizado Alto: 78 cm - Ancho: 47 cm. Somier Bajo Alto 65 cm - Ancho: 47 cm.

Reposabrazos
Reposabrazos fijos o regulables hasta 3D en plástico PP o en FE + PU.



movimento traslatore sedile / sliding seat / asiento deslizante



movimento sincronizzato / Synchronized movement / movimiento sincronizado



regolazione altezza braccioli / height adjustment arms / ajuste de altura de los brazos



pad traslatore / sliding pad / almohadilla deslizante



rotazione pad / pad rotation / rotación de la almohadilla



movimento laterale pad / pad width adjustment / ajustamiento del ancho de la almohadilla



regolazione altezza poggiatesta / height adjustment lumbar support / ajuste de altura del soporte lumbar

UP

creative engineering by ACTIVA



"Sistema brevettato" / "Patented system" / "Sistema patentado"

UP

kit components





UP

technical information



Sedia con scocca in nylon PA6. Finiture varie con possibilità di abbinamenti tra reti e plastiche. Basi in alluminio verniciate bianco nero o grigio ruote frenate o scorrevoli, rigide o gommate. Disponibile anche con braccioli.

Chair with shell in PA6 nylon. Various finishes with the possibility to combine nets and plastics. Bases in white, black or gray painted aluminium. on braked or sliding, rigid or rubber wheels. Also available with armrests.

Silla con carcasa en nylon PA6. Varios acabados con posibilidad de combinaciones entre mallas y plásticos. Bases de aluminio pintado en blanco, negro o gris. sobre ruedas frenadas o deslizantes, rígidas o de goma. También disponible con reposabrazos.

Rivestimento

Sedile tappezzato tessuto o rete e schienale in rete.

Base

Base 5 razze D 700 h 190 alluminio lucido nero o bianco.

Meccanismo

Meccanismo seduta operativa con regolazione altezza sedile, con 3 posizioni di blocco.

Sedile

Sedile telaio plastica.

Schienale

Schienale in Rete o Tessuto Alto: 79 cm - Larghezza: 47 cm.

b

Braccioli mod. Up plastica PP o bracciolo mod.158 regolabile 5D.

Cover

Upholstered fabric or mesh seat and mesh backrest.

Base

Five star base D700 h 190 polished aluminium black or white.

Mechanism

Operational seat mechanism with seat height adjustment, 3 locking positions.

Seat

Plastic frame seat.

Backrest

Backrest in Mesh or Fabric High: 76 cm Width: 47 cm.

Armrests

Armrests mod. Up PP plastic.

Revestimiento

Asiento tapizado en tela o malla y respaldo en malla.

Base

Base de 5 radios D 700 h 190 en aluminio brillante o negro o blanco.

Mecanismo

Mecanismo de asiento operativo con ajuste de altura del asiento, con 3 posiciones de bloqueo.

Asiento

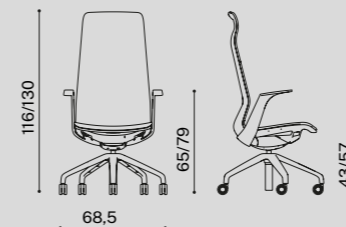
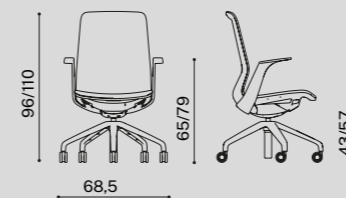
Asiento con estructura de plástico.

Respaldo

Respaldo en Malla o Tela Alto: 79 cm - Ancho: 47 cm.

Reposabrazos

Reposabrazos mod. Hasta plástico PP.



movimento sincronizzato / Synchronized movement / movimiento sincronizado



regolazione altezza seduta / height adjustment sitting / ajuste de altura del asiento



regolazione altezza poggiatesta / height adjustment lumbar support / ajuste de altura del soporte lumbar

QUEEN



QUEEN

kit components



QUEEN



QUEEN

technical information



Sedia con sedile e schienale in faggio multistrato FSC. Finiture varie con possibilità di abbinamenti tra tessuti e plastiche. Basi in acciaio, alluminio o nylon PA6 su ruote frenate o scorrevoli, rigide o gommate. Disponibile anche con braccioli regolabili da 1 a 3 posizioni.

Chair with seat and back in FSCplywood beech. Various finishes with the possibility to combine fabrics and plastics. Bases in steel, aluminum or PA6 nylon on braked or sliding, rigid or rubber castors. Also available with armrests adjustable from 1 to 3 positions.

Chair with seat and back in FSCplywood beech. Various finishes with the possibility to combine fabrics and plastics. Bases in steel, aluminum or PA6 nylon on braked or sliding, rigid or rubber castors. Also available with armrests adjustable from 1 to 3 positions.

Rivestimento
Sedile e schienale tappezzato.

Base
Base plastica o alluminio lucido.

Meccanismo
Meccanismo sincrono con 4 posizioni di blocco e regolatore di tensione.

Sedile
Sedile in legno faggio FSC certificato 100%, schienale PA6+30%GF Larghezza 50 cm - Profondità 48 cm.

Schienale
Schienale in Plastica tappezzato tessuto Alto: 55 cm - Larghezza: 45 cm con poggiatesta opzionale.

Schienale in Plastica tappezzato tessuto Basso: 47 cm - Larghezza: 45 cm con poggiatesta opzionale.

Braccioli
Bracciolo in poliamide PA6+30% fibra di vetro-Pad in PU-regolabile in altezza.

Cover
Upholstered seat and back.

Base
Plastic or polished aluminum base.

Mechanism
Synchronous mechanism with 4 locking positions and voltage regulator.

Seat
Seat 100% FSC certified beech wood structure, Backrest PA6+30%GF High 52 - Width 48 cm.

Backrest
Backrest in Plastic with fabric upholstery High: 55 cm - Width: 45 cm with optional headrest.

Backrest in Plastic with fabric upholstery Low: 47 cm - Width: 45 cm with optional headrest.

Armrests
Armrest in polyamide PA6+30% fiber-

Revestimiento
Asiento y respaldo tapizados.

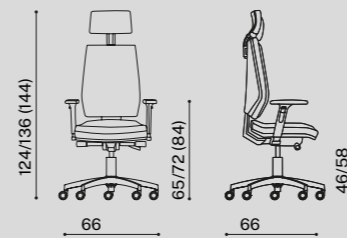
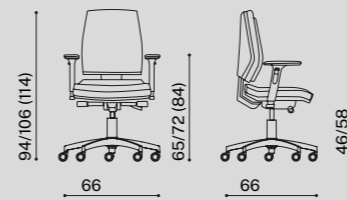
Base
Base de plástico o aluminio pulido.

Mecanismo
Mecanismo síncrono con 4 posiciones de bloqueo y regulador de tensión.

Asiento
Asiento 100% madera de haya certificada FSC, Respaldo PA6+30%GF Ancho 50 cm - Profundidad 48cm.

Respaldo
Respaldo en Plástico con tapicería de tela Alto: 55 cm - Ancho: 45 cm con reposacabezas opcional.

Respaldo en Plástico tapizado en tela Bajo: 47cm - Ancho: 45cm con reposacabezas



movimento traslatore sedile / sliding seat / asiento deslizable

movimento sincronizzato / Synchronized movement / movimiento sincronizado

regolazione altezza braccioli / height adjustment arms / ajuste de altura de los brazos

pad traslatore / sliding pad / almohadilla deslizable

rotazione pad / pad rotation / rotación de la almohadilla

movimento laterale pad / pad width adjustment / ajustamiento del ancho de la almohadilla

regolazione altezza poggiatesta / height adjustment lumbar support / ajuste de altura del soporte lumbar

regolazione altezza e rotazione poggiatesta / height adjustment and headrest rotation / ajuste de altura

KLASS



KLASS

kit components





KLASS

technical information



Sedia con sedile e schienale in faggio multistrato FSC. Finiture varie con possibilità di abbinamenti tra tessuti e plastiche. Basi in acciaio a slitta, o a razze in nylon PA6 su ruote frenate o scorrevoli, rigide o gommate. Disponibile anche con braccioli regolabili da 1 a 3 posizioni, sistema di aggancio.

Chair with seat and back in FSC plywood beech. Various finishes with the possibility to combine fabrics and plastics. Steel sled bases, or PA6 nylon spokes on braked or sliding, rigid or rubber castors. Also available with adjustable armrests from 1 to 3 positions, hooking system.

FSC de haya. Varios acabados con posibilidad de combinar tejidos y plásticos. Patines de acero o de nylon PA6 sobre ruedas frenadas o deslizantes, rígidas o de goma. También disponible con reposabrazos regulables de 1 a 3 posiciones, sistema de enganche.

Silla con asiento y respaldo en contrachapado

Rivestimento

Sedile e schienale tappezzato.

Base

Base alluminio lucido o verniciato.

Meccanismo

Meccanismo syncro 4 posizioni di blocco, slitta sedile, regolazione di tensione laterale.

Sedile

Sedile tappezzato Larghezza 50 cm - Profondità 48 cm.

Schienale

Schienale tappezzato tessuto Alto: 54 cm - Larghezza: 43 cm.

Schienale tappezzato tessuto Alto: 45 cm - Larghezza: 43 cm.

Braccioli

Bracciolo nero in poliamide PA6+30% fibra di vetro - Pad in PU - regolabile in altezza.

Cover

Upholstered seat and back.

Base

Polished or painted aluminum base.

Mechanism

Syncro mechanism 4 locking positions, seat slide, side tension control.

Seat

Upholstered seat High 50 - Width 48 cm.

Backrest

Back upholstered in fabric High: 54 cm - Width: 43 cm.

Back upholstered in fabric High: 45 cm - Width: 43 cm.

Armrests

black armrest in polyamide PA6+30% fiberglass - PU pad - height adjustable.

Revestimiento

Asiento y respaldo tapizados.

Base

Base de aluminio pulido o pintado.

Mecanismo

Mecanismo sincronizado de 4 posiciones, deslizamiento del asiento, ajuste de tensión lateral.

Asiento

Asiento tapizado Ancho 50 cm - Fondo 48 cm.

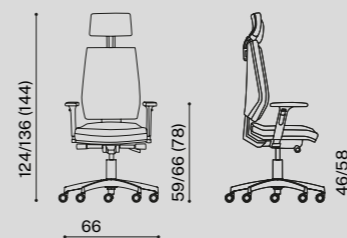
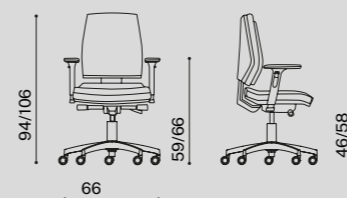
Atrás

Respaldo tapizado en tela Alto: 54 cm - Ancho: 43 cm.

Respaldo tapizado en tela Alto: 45 cm - Ancho: 43 cm.

Reposabrazos

Reposabrazos negro en poliamida PA6+30% fibra de vidrio - Almohadilla en PU - regulable en altura.



movimento traslatore sedile / sliding seat / asiento deslizante

movimento sincronizzato / Synchronized movement / movimiento sincronizado

regolazione altezza braccioli / height adjustment arms / ajuste de altura de los brazos

pad traslatore / sliding pad / almohadilla deslizante

rotazione pad / pad rotation / rotación de la almohadilla

movimento laterale pad / pad width adjustment / ajustamiento del ancho de la almohadilla

regolazione altezza poggiatesta / height adjustment lumbar support / ajuste de altura del soporte lumbar

regolazione altezza e rotazione poggiatesta / height adjustment and headrest rotation / ajuste de altura


BOLLA collection

creative engineering by ACTIVA



BOLLA

kit components







BOLLA

technical information



Sedia impilabile con scocca in polipropilene. Finiture varie con possibilità di abbinamenti tra tessuti e plastiche. Basi in acciaio a slitta altezza sgabello o altezza sedia, o quattro gambe, in acciaio ASFORM in varie finiture. Disponibile anche con braccioli, tavoletta, e seduta o scocca tappezzata, sistema per impilaggio sotto sedile per versioni in tessuto.

Stackable chair with polypropylene shell. Various finishes with the possibility to combine fabrics and plastics. Steel bases sled, stool height or chair height, or four legs, in ASFORM steel in various finishes. Also available with armrests, writing desk, upholstered seat or shell, under-seat stacking system for fabric versions.

Silla apilable con carcasa de polipropileno. Varios acabados con posibilidad de combinar tejidos y plásticos. Bases de acero para silla patín o taburete patín, de cuatro patas, en acero ASFORM en varios acabados. También disponible con reposabrazos, tavoleta y asiento tapizado o carcasa, sistema de apilamiento bajo el asiento para las versiones en tejido.

Scocca
Monoscocca in Polipropilene PP disponibile in 8 colori. Scocca o paddle in tessuto. Sedile tappezzato Larghezza 50 cm - Profondità 48 cm.

Fusto
Profilo tubolare acciaio ASFORM, lucidato naturale, vari colori opachi, gambe da 20 Ø, trasversali supporto scocca 20 Ø, spessore 2 mm.

Accessori opzionali
Braccioli in acciaio ASFORM con Pad in Polipropilene. Tavoletta ribaltabile in Polipropilene. Pad tappezzato, schienale e seduta o solo seduta.

Shell
Seat and backrest in polypropylene PP in various colours. Shell or paddle in fabric. Upholstered seat Width 50 cm - Depth 48 cm.

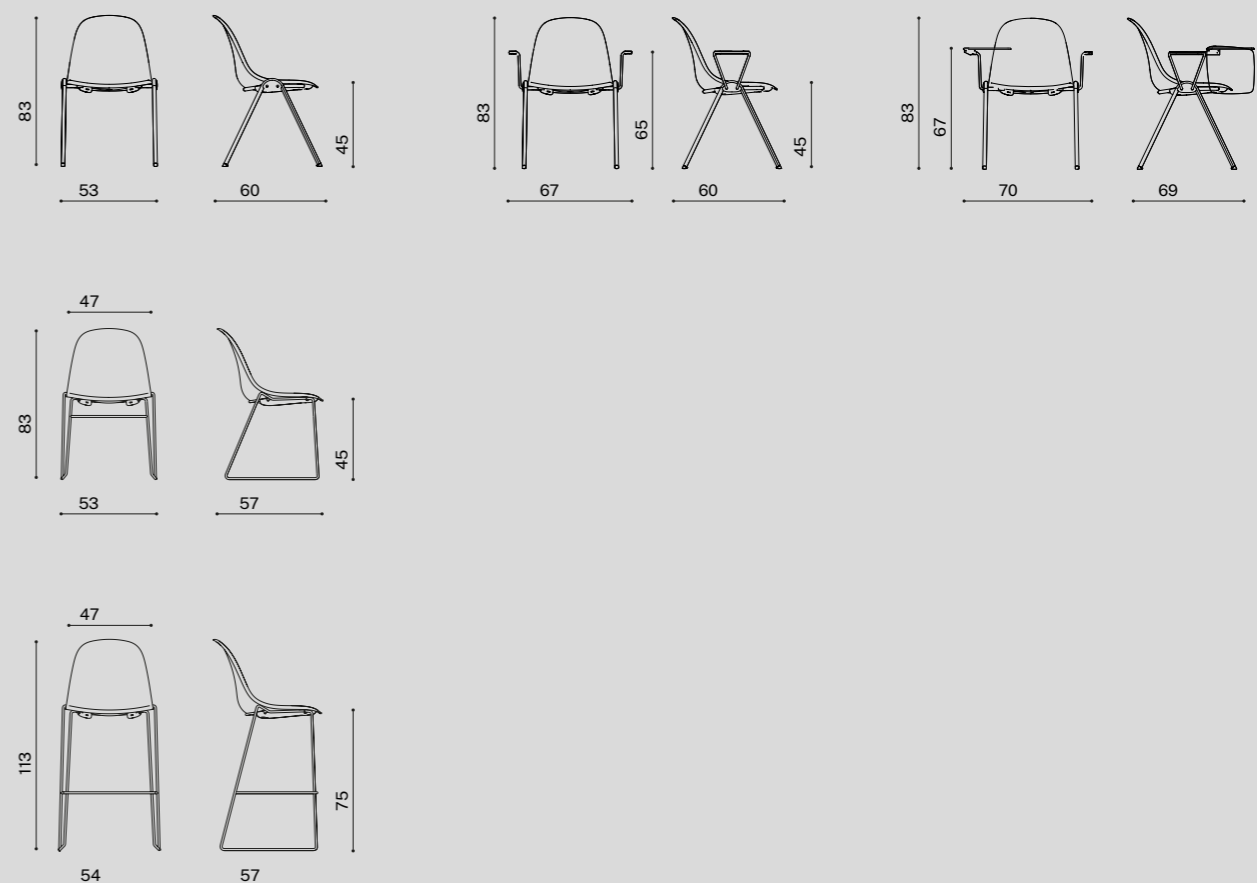
Frame
ASFORM tubular steel profile, natural polished, various matt colours, 20 Ø legs, 20 Ø shell support crosspieces, thickness 2 mm.

Optional accessories
ASFORM steel armrests with Polypropylene Pad. Polypropylene folding writing desk. Upholstered Pad Backrest and Seat or Seat only.

Carcasa
Asiento y respaldo en polipropileno PP en varios colores. Shell o remo en tela. Asiento tapizado Ancho 50 cm - Fondo 48 cm.

Provenir
Perfil de acero tubular ASFORM, pulido natural, varios colores mate, patas 20 Ø, travesaños soporte carcasa 20 Ø, espesor 2 mm.

Accesorios Opcionales
Reposabrazos de acero ASFORM con Almohadilla de Polipropileno. Tavoleta móvil de polipropileno. Asiento y respaldo tapizado o solo asiento tapizado.



KONA OFFICE collection

creative engineering by ACTIVA



KONA OFFICE

kit components







KONA OFFICE

technical information



Sedia con scocca in multistrato faggio, gomma spessore 2 cm e densità 40, rivestita in tessuto. Basi in acciaio slitta altezza sgabello o altezza sedia, a quattro gambe o girevole su ruote frenate o scorrevoli, rigide o gommate. Disponibile anche con braccioli in alluminio.

Rivestimento

Tessuto / Gomma spessore 2 densità 40.

Base

Base Macal: nera cod.4022010225 / bianca cod.4022010221 / alluminio cod.4022010230.

Meccanismo

Meccanismo oscillante, anteriore/posteriore 6°, con regolazione altezza sedia (cod.2014000159 nero/lucido o cod.2014000160 nero).

Sedile

Scocca multistrato di faggio.

Schienale

Scocca multistrato di faggio.

Braccioli

Bracciolo alluminio lucido con supporto.

Bracciolo alluminio verniciato nero opaco con supporto.

Bracciolo alluminio verniciato bianco opaco con supporto.

Chair with shell in beech plywood, 2 cm thickness and 40 density foam, upholstered in fabric. Sled bases in steel, stool height or chair height, or four legs or swivel on braked or sliding, rigid or rubber casters. Also available with aluminum armrests.

Cover

Fabric / Foam thickness 2 and density 40.

Base

Article: black cod.4022010225 / white cod.4022010221 / aluminum cod.4022010230.

Mechanism

Tilting mechanism, front / rear 6°, with chair height adjustment (cod.2014000160 black/lucid or cod.2014000159 black).

Seat

Multilayer beech shell.

Backrest

Multilayer beech shell.

Armrests

LARGE polished aluminum armrest with support.

LARGE matt black painted armrest with support.

Silla con carcasa en contrachapado de haya y goma de 2 cm y densidad 40 tapizado en tejido. Patines de acero, altura taburete o altura silla, con cuatro patas o giratorias sobre ruedas frenadas o deslizantes, rígidas o de goma. También disponible con reposabrazos de aluminio.

Revestimiento

Tejido / Goma espesor 2 densidad 40.

Base

Artículo Macal: negro cod.4022010225 / blanco cod.4022010221 / aluminio cod.4022010230.

Mecanismo

Mecanismo oscilante delantero/trasero 6°, con ajuste de altura del asiento (código 2014000160 negro/brillante o código 2014000159 negro).

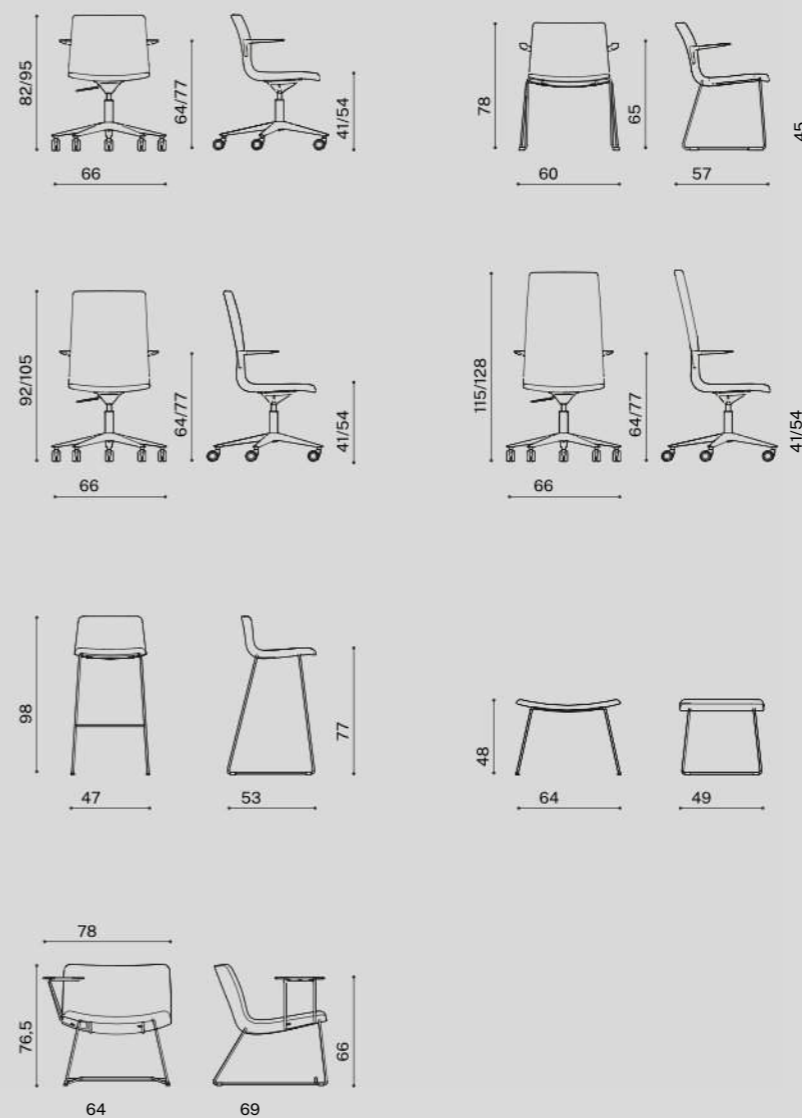
Respaldo

Carcasa de contrachapado de haya.

Reposabrazos

Reposabrazos de aluminio pulido con soporte. Reposabrazos de aluminio pintado en negro mate con soporte.

Reposabrazos de aluminio pintado en blanco mate con soporte.



regolazione altezza seduta / height adjustment sitting / ajuste de altura del asiento




movimento sincronizzato / Synchronized movement / movimiento sincronizado

MISS collection



MISS PLASTICA

kit components





MISS PLASTICA

technical information



Miss plastica
Miss in polypropylene
Miss plastico



Miss plastica con braccioli
Miss in polypropylene with armrests
Miss plastico con reposabrazos



Miss plastica con tavoletta
Miss in polypropylene with writing desk
Miss de plastico con tavoleta

Sedia impilabile con sedile e schienale in polipropilene. Finiture varie con possibilità di abbinamenti tra tessuti e plastiche. Basi in Metallo 360B a slitta. Disponibile anche con braccioli, tavoletta, sistema di aggancio connettore.

Stackable chair with seat and back in polypropylene. Various finishes with the possibility to combine fabrics and plastics. Sled Metal Bases 360B. Also available with armrests, writing desk, connector coupling system.

Silla apilable con asiento y respaldo en polipropileno. Varios acabados con posibilidad de combinar tejidos y plásticos. Patines en Metal 360B. También disponible con reposabrazos, tableta, sistema de acoplamiento del conector.

Rivestimento
Plastica non rivestita / Sedile e schienale tappezzato in tessuto.

Base
Fusto slitta nero o cromato tondino d.11 in FE360B.

Struttura
interna
Sedile e schienale in plastica 100% PP.

Accessori
Supporto in FE360B con Bracciolo plastica 100% PP.
Tavoletta ribaltabile in Plastica 100 % PP.

Cover
Uncoated plastic / Fabric upholstered seat and back.

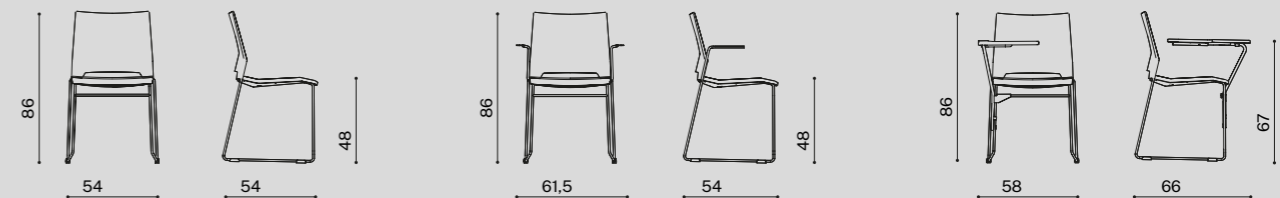
Frame
Chromed slide base d.11 in FE360B.
Internal structure
100% PP plastic seat and backrest.

Accessories
Supporto in FE360B con Bracciolo plastica 100% PP.
Folding writing desk in 100% PP plastic.

Revestimiento
Asiento y respaldo tapizados en plástico / tela sin recubrimiento.

Base
Patín varilla cromada d.11 en FE360B.
Estructura interna

Asiento y respaldo en plástico 100% PP.
Accesorios
Soporte en FE360B con reposabrazos de plástico 100% PP.
Tavoletta móvil en plástico 100% PP.



MISS RETE

kit components





MISS RETE

technical information



Miss rete
Miss with net
Miss en neto



Miss rete con tavoletta
Miss with net and writing desk
Miss de plastico con tavoletta

Sedia impilabile con sedile in polipropilene e schienale in rete. Finiture varie con possibilità di abbinamenti tra tessuti e plastiche. Basi in Metallo 360B a slitta. Disponibile anche con tavoletta, sistema di aggancio.

Stackable chair with seat in polypropylene and net back. Various finishes with the possibility to combine fabrics and plastics. Sled Metal Bases 360B. Also available with writing desk, connector coupling system.

Silla apilable con asiento y respaldo en polipropileno. Varios acabados con posibilidad de combinar tejidos y plásticos. Patines en Metal 360B. También disponible con tavoleta, sistema de acoplamiento.

Rivestimento
Plastica non rivestita / Sedile e schienale tappezzato in tessuto.

Cover
Uncoated plastic / Fabric upholstered seat and back.

Base
Fusto slitta nero o cromato tondino d.11 in FE360B.

Frame
Chromed slide base d.11 in FE360B.

Struttura interna
Sedile e schienale in plastica 100% PP.

Internal structure
100% PP plastic seat and backrest.

Accessori
Supporto in FE360B con Bracciolo plastica 100% PP.
Tavoletta ribaltabile in Plastica 100 % PP.

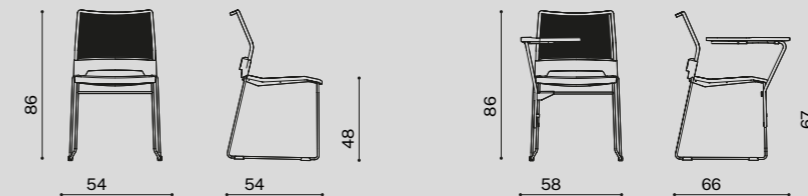
Accessories
Supporto in FE360B con Bracciolo plastica 100% PP.
Folding writing desk in 100% PP plastic.

Revestimiento
Asiento y respaldo tapizados en plástico / tela sin recubrimiento.

Base
Patín varilla cromada d.11 en FE360B.

Estructura interna
Asiento y respaldo en plástico 100% PP.

Accesorios
Soporte en FE360B con reposabrazos de plástico 100% PP.
Tavoleta móvil en plástico 100% PP.



MISS IMBOTTITA

kit components







Miss imbottita
Miss upholstered
Miss tapizada

Miss imbottita con braccioli
Miss upholstered with armrests
Miss tapizada con reposabrazos

Miss imbottita con tavoletta
Miss upholstered with writing desk
Miss tapizada con tavoletta

Sedia impilabile con sedile e schienale in imbottito. Finiture varie con possibilità di abbinamenti tra tessuti e plastiche. Basi in Metallo 360B a slitta. Disponibile anche con braccioli, tavoletta, sistema di aggancio connettore.

Stackable chair with upholstered seat and back. Various finishes with the possibility to combine fabrics and plastics. Sled Metal Bases 360B. Also available with armrests, writing desk, connector coupling system.

Silla apilable con asiento y respaldo tapizados. Varios acabados con posibilidad de combinar tejidos y plásticos. Patines en Metal 360B. También disponible con reposabrazos, tableta, sistema de acoplamiento del conector.

Rivestimento
Plastica / Sedile e schienale tappezzato in tessuto.

Base
Fusto slitta nero o cromato con tondino d.11 in FE360B.

Struttura interna
Sedile e schienale in plastica 100% PP.

Accessori
Supporto in FE360B con Bracciolo plastica 100% PP.
Tavoletta ribaltabile in Plastica 100 % PP.

Cover
Plastic / Fabric upholstered seat and back.

Frame
Chromed slide base d.11 in FE360B.

Internal structure
100% PP plastic seat and backrest.

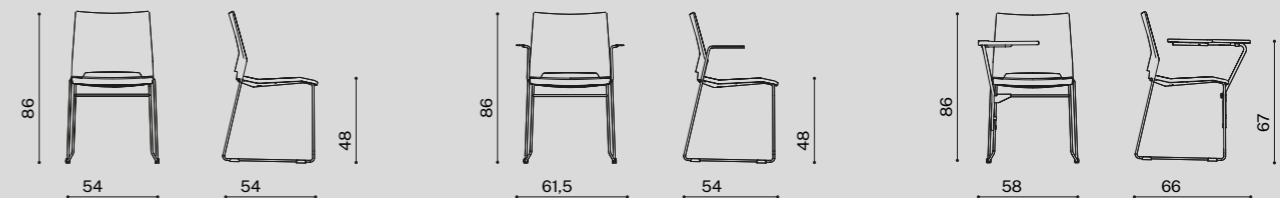
Accessories
Supporto in FE360B con Bracciolo plastica 100% PP.
Folding writing desk in 100% PP plastic.

Revestimiento
Asiento y respaldo tapizados en plástico / tela.

Base
Patín varilla cromada d.11 en FE360B.

Estructura interna
Asiento y respaldo en plástico 100% PP.

Accesorios
Soporte en FE360B con reposabrazos de plástico 100% PP.
Tavoletta móvil en plástico 100% PP.



MISS

accessori, accessories, accesorios



Impilabilità su carrello con inclinazione a 45° fino a 40 sedie
High stackability: 40 chairs on a trolley, tilting up to 45°
Apilable sobre carro con inclinación de 45° hasta 40 sillas

MISS

technical information




Disponibile in bianco, beige, corda, grigio, grigio antracite, nero.
Available in white, beige, rope, grey, anthracite grey, black.
Disponibile en blanco, beige, color cuerda, gris, gris antracita



Bracciolo con tavoletta a destra
Armrest with right writing table
Reposabrazos con brazo para tableta derecho



Carrello per trasporto sedie impilate, opzionale.
Optional trolley for transporting stacked chairs.
Carro opcional para transportar sillas apiladas.



Agganci in plastica (solo versione slitta)
Plastic hooks (sled version only)
Ganchos de plástico (solo versión trineo)

MOLLY



MOLLY

kit components







Sedia con scocca in legno FSC. Finiture varie con possibilità di abbinamenti tra tessuti metalli. Basi in acciaio a slitta, a quattro gambe in acciaio ASFORM, girevole su base a razze in alluminio o polipropilene con ruote frenate o scorrevoli, rigide o gommate. Disponibili anche con braccioli e tavoletta.

Chair with shell in FSCwood. Various finishes with the possibility to combine metals and fabrics. Steel sled bases, four legs in ASFORM steel, swivel on aluminum or polypropylene spoke base, with braked or sliding, rigid or rubber castors. Also available with armrests and writing table.

Silla con carcasa en madera FSC. Varios acabados con posibilidad de combinaciones de tejidos y metálicos. Patines de acero, cuatro patas de acero ASFORM, giratorias sobre base de aluminio o polipropileno con ruedas frenadas o deslizantes, rígidas o de goma. También disponible con reposabrazos y pala de escritura.


Rivestimento
Scocca in legno, rivestita in tessuto.
Base
Fusto 4 gambe cromato o verniciato. BASEMET2 - Base alluminio 660 mm. Fusto slitta cromata.
Meccanismo
Meccanismo oscillante 1 posizione con tensionatore.
Sedile
Sedile tappezzato Larghezza 50 cm - Profondità 48 cm.
Braccioli
Braccioli cromati.

Cover
Shell in wood, fabric upholstered.
Base
4-leg frame chromed or painted. BASEMET2 - Aluminum base 660 mm. Chromed sled base.
Mechanism
Oscillating mechanism 1 position with tensioner.
Seat
Upholstered seat High 50 - Width 48 cm.
Armrests
Chrome armrests.

Revestimiento
Carcasa en madera, tapizada en tela.
Base
Estructura de 4 patas cromada o pintada. BASEMET2 - Base de aluminio 660 mm. Patín cromado.
Mecanismo
Mecanismo oscilante 1 posición con tensor
Asiento
Asiento tapizado Ancho 50 cm - Fondo 48 cm.
Reposabrazos
Reposabrazos cromados.

MOLLY

technical information




VICTORIA

creative engineering by ACTIVA



VICTORIA

kit components







Sedia ad alta impilabilità con sedile e schienale in legno faggio FSC100% oppure plastica (con eventuali pannelli tappezzabili di sedile e schienale). Finiture varie, con possibilità di abbinamenti tra impiallacciatura in rovere e impiallacciatura melaminica in vari colori. Base slitta in tondino disponibile con diverse finiture: verniciatura opaca, cromata o galvanizzata. Disponibile il carello per stivaggio, per la movimentazione di grandi quantità di sedie e versione con maniglia sullo schienale.

Highly stackable chair with seat and back in FSC100% beech wood or plastic (with optional upholsterable seat and backrest panels). Various finishes, with the possibility to combine oak veneer and melamine veneer in various colours. Rod sled available with different finishes: matt, chrome or galvanized varnish. Available with storage trolley which allows the handling of large chairs quantities and backrest with handle version.

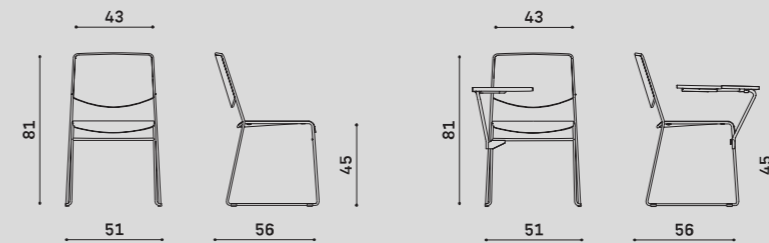
Silla altamente apilable con asiento y respaldo en madera FSC100% haya o en plástico (con paneles de asiento y respaldo tapizables opcionales). Varios acabados, con posibilidad de combinar chapa de roble y chapa de melamina en varios colores. Patín en varilla disponible con diferentes acabados: barniz mate, cromado o barniz galvanizado. Disponible el carro que permite el manejo de grandes cantidades de sillas y versión con asa en el respaldo.



Sedia alta impilabilità / High stackability chair / Silla alta apilabilidad

VICTORIA

technical information



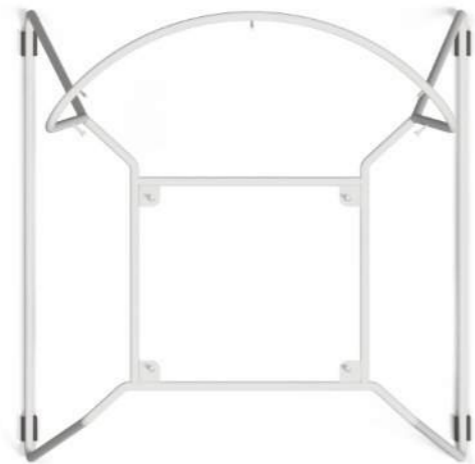
TOKYO

creative engineering by ACTIVA



TOKYO

kit components





TOKYO

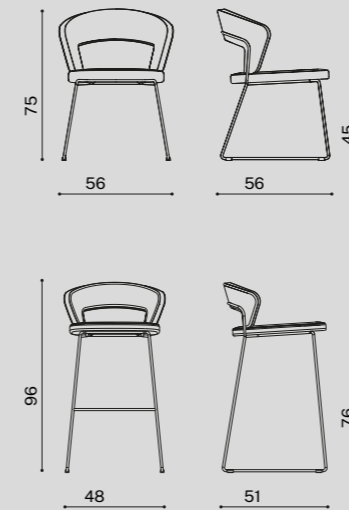
technical information



Sedia e sgabello con sedile e schienale in legno di faggio FSC100%, Finiture varie, con possibilità di abbinamenti tra ecopelle e tessuto.
Base slitta in tondino disponibile con diverse finiture: verniciato opaco, con trattamento galvanico cromato, ramato e nichel nero. Dotato di piedini in plastica disponibile in diverse colorazioni.

Chair and stool with seat and back in FSC100% beech wood, various finishes, with the possibility to combine eco-leather and fabric. Rod sled base available with different finishes: matt painted, galvanic treatment in chrome, copper and black nickel colors. Equipped with plastic feet available in different colors.

Silla y taburete con asiento y respaldo en madera FSC100% haya, varios acabados, con posibilidad de combinar poli-piel y tejido. Base de trineo varilla disponible en diferentes acabados: pintado mate, con tratamiento galvanico en cromo, cobre y negro nickel. Equipado con pies de plástico disponibles en diferentes colores.




JAY adjustable table



JAY

adjustable table




JAY


technical information



JAY version



JAY T version



JAY H version

Tavolo modello JAY, con base regolabile in altezza. Le gambe telescopiche, consentono di stare seduti ma anche in piedi. La struttura in metallo è disponibile nei colori bianco, grigio e nero.

Model table JAY, with height-adjustable base. The telescopic legs allow you to use the table in a sitting position or in a standing one. The metal structure is available in white, gray and black.

Mesa modelo JAY, con base regulable en altura. Las patas telescópicas le permiten sentarse pero también estar de pie. La estructura metálica está disponible en blanco, gris y negro.

Tavolo modello JAY T, con base a tre gambe che consente di cambiare forma per ottenere una superficie più ampia, da 90° a 120° fino a 180°. Le gambe telescopiche, consentono di stare seduti ma anche in piedi. La struttura in metallo è disponibile nei colori bianco, grigio e nero.

Model table JAY T, with three-legged base that allows you to change shape to obtain a larger surface, to 90° to 120° up to 180°. The telescopic legs allow you to use the table in a sitting position or in a standing one. The metal structure is available in white, gray and black.

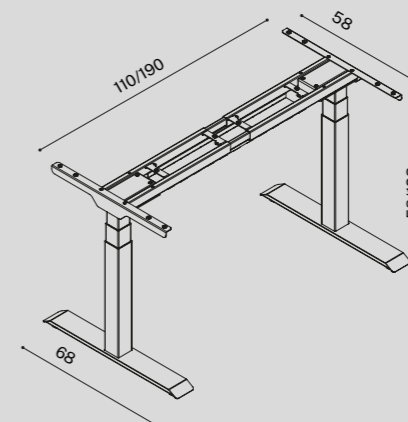
Mesa modelo JAY T, con base de tres patas que permite cambiar de forma para obtener una mayor superficie, de 90° a 120° hasta 180°. Las patas telescópicas le permiten sentarse pero también estar de pie. La estructura metálica está disponible en blanco, gris y negro.

Tavolo modello JAY H, costituito da due scrivanie unite da una solida struttura in metallo, entrambe dotate di un meccanismo di regolazione dell'altezza meccanico e silenzioso.

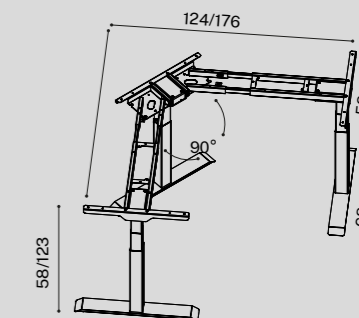
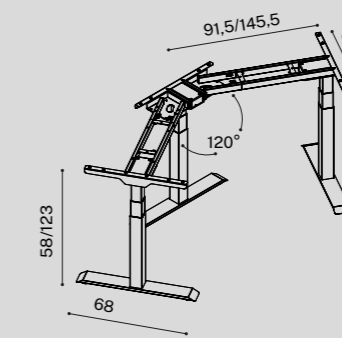
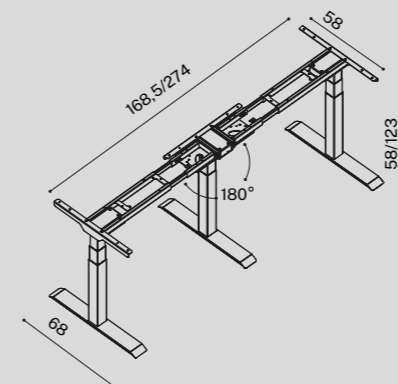
Model table JAY H, consisting of the writing table combined with a solid metal structure, equipped with a mechanical and silent high-altitude adjustment mechanism.

Mesa modelo JAY H, compuesta por dos escritorios unidos por una sólida estructura metálica, ambos equipados con un mecanismo silencioso y mecánico de regulación de altura.

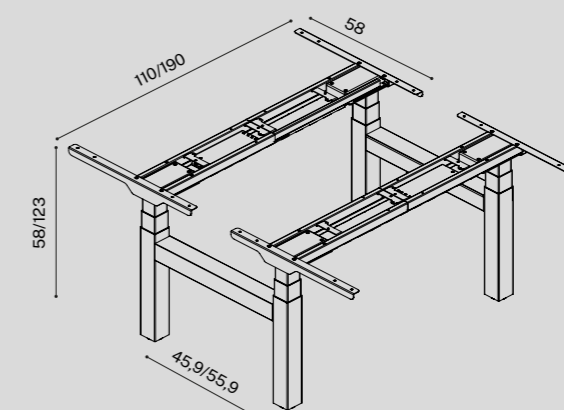
JAY version



JAY T version



JAY H version



EOLO folding table

creative engineering by ACTIVA



EOLO

kit components





EOLO folding table

technical information



Tavolo con piano in MDF verniciato, inclinabile per stivaggio, con sicura antiribaltamento opzionale, gambe in ASOFORM tubolare.

Table with painted MDF top, folding top for storage, with optional anti-overturning safety device, tubular ASOFORM legs.

Mesa con tapa de MDF pintado, basculante para estiba, con dispositivo de seguridad antivuelco opcional, patas tubulares ASOFORM.

Rivestimento piano

Piano tavolo Quadrato in MDF SP. 25, verniciato, nero opaco RAL 9005, bianco opaco RAL 9010, inclinabile.
Piano tavolo Rotondo in MDF verniciato SP. 25 D. 600, Inclinabile.

Gambe

Metallo verniciato nero opaco, bianco opaco.
Tavolo alto: 1000 mm.
Tavolo basso: 700 mm.

Accessori

Dispositivo di ribaltamento con sicura anti-ribaltamento.

Top finish

Folding square table top in MDF TH. 25, painted, matt black RAL 9005, matt white RAL 9010, tiltable.
Folding round table top in painted MDF SP. 25 D. 600.

Legs

Matt black, matt white painted metal.
High table: 1000 mm.
Low table: 700 mm.

Accessories

Overturning device with anti-overturning safety device.

Acabado plano

Tablero cuadrado en MDF TH. 25, pintado, negro mate RAL 9005, blanco mate RAL 9010, basculante.
Tablero redondo en MDF SP pintado. 25 D. 600, Basculante.

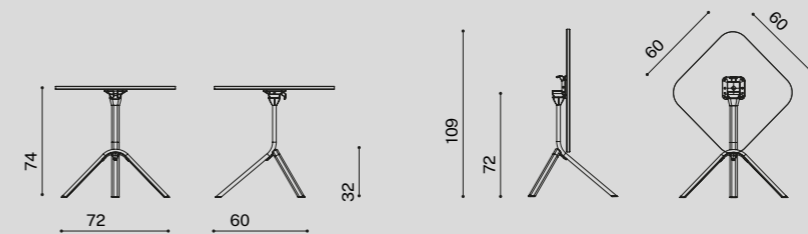
Piernas

Metal pintado negro mate, blanco mate.
Mesa alta: 1000 mm.
Mesa baja: 700 mm.

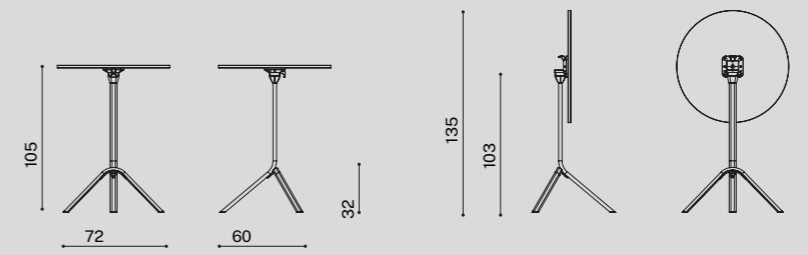
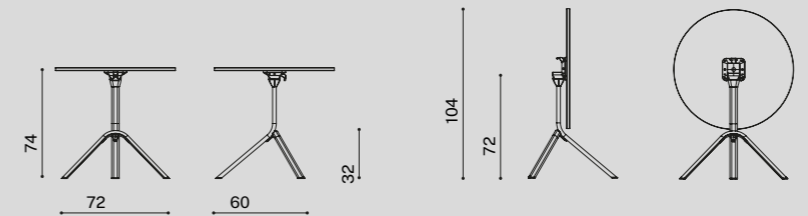
Accesorios

Dispositivo antivuelco con mecanismo de seguridad antivuelco.

EOLO square version



EOLO round version



VIC coffe table





Tavolino regolabile in altezza con base e colonna in metallo verniciato a polveri. Il piano anti-rotazione, è disponibile in diverse finiture e forme.

Height-adjustable coffee table with powder-coated metal base and column. The anti-rotation top is available in different finishes and shapes.

Mesa de centro regulable en altura con base y columna de metal pintado en polvo. La tapa antirrotación está disponible en diferentes acabados y formas.

Rivestimento piano

Piano in MDF SP. 19 verniciato o impiallacciato, tinto rovere sbiancato, noce scuro, nero poro aperto, laccato bianco a forma triangolare, quadrato o ovale

Base

Basamento SP. 8 acciaio verniciato a polvere, nero o bianco.

Accessori

Dispositivo di ribaltamento con sicura anti-ribaltamento.

Top finish

Top in MDF TH. 19 painted or veneered, stained bleached oak, dark walnut, open pore black, white lacquered available in triangular, square or oval shape.

Base

Base SP. 8 powder coated steel, black or white.

Accessories

Overturning device with anti-overturning safety device.

Acabado plano

Tapa en MDF TH. 19 pintado o chapado, teñido roble blanqueado, nogal oscuro, negro poro abierto, lacado blanco en forma triangular, cuadrada u ovalada

Base

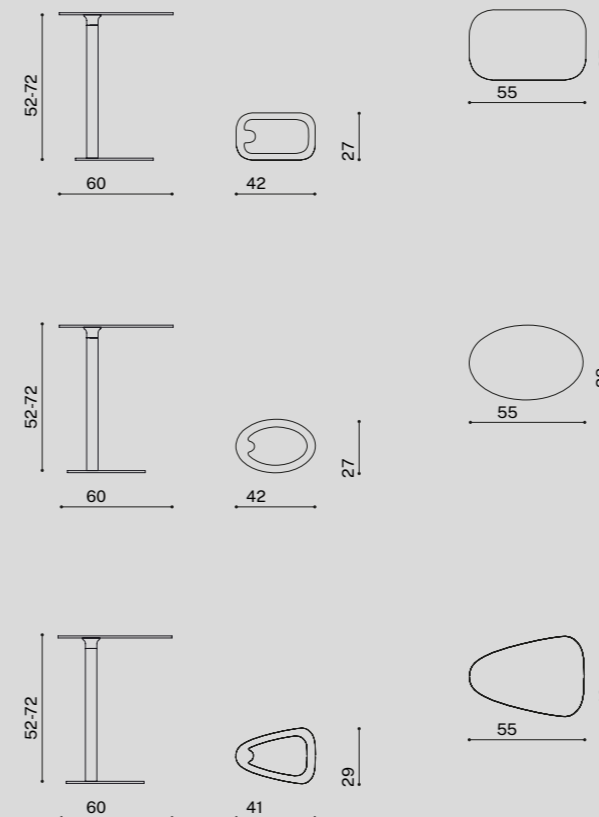
SP base. 8 acero con recubrimiento en polvo, negro o blanco.

Accesorios

Dispositivo antivuelco con dispositivo de seguridad antivuelco.

VIC coffee table

technical information



QUADRO

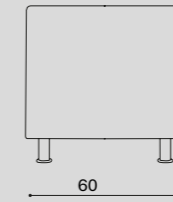
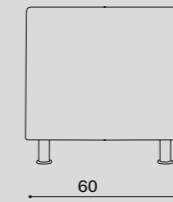
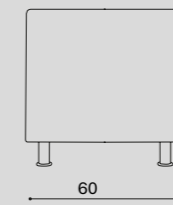
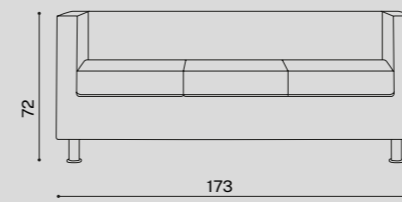
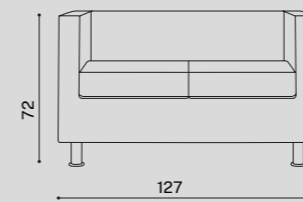
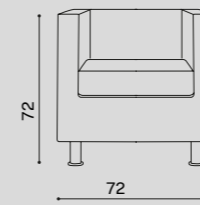






QUADRO

technical information



Divano con struttura in abete massiccio, MDF e truciolare, imbottito con schiuma poliuretana e rivestito con eco-pelle in vari colori.

Struttura
Abete massiccio, MDF e truciolare.
Imbottitura
Schiuma poliuretana
Rivestimento
Eco-pelle colore "Classic".
Piedi
Piedini fissi in acciaio cromato, h. 12 cm.

Sofa in solid fir, MDF and Chipboard frame, with polyurethane foam, upholstered with eco-leather available in many different colors.

Structure
Solid fir, MDF and chipboard.
Padding
Polyurethane foam.
Coating
"Classic" color eco-leather.
Feet
Fixed feet in chromed steel, h. 12cm.


Sofà con estructura de abete macizo, MDF y aglomerado, con goma de poliuretano, tapizado en polipiel disponible en variou colores.

Estructura
Abeto macizo, MDF y aglomerado.
Relleno
Espuma de poliuretano.
Revestimiento
Ecopiel color "Classic".
Pies
Pies fijos en acero cromado, h. 12cm.

MARIA

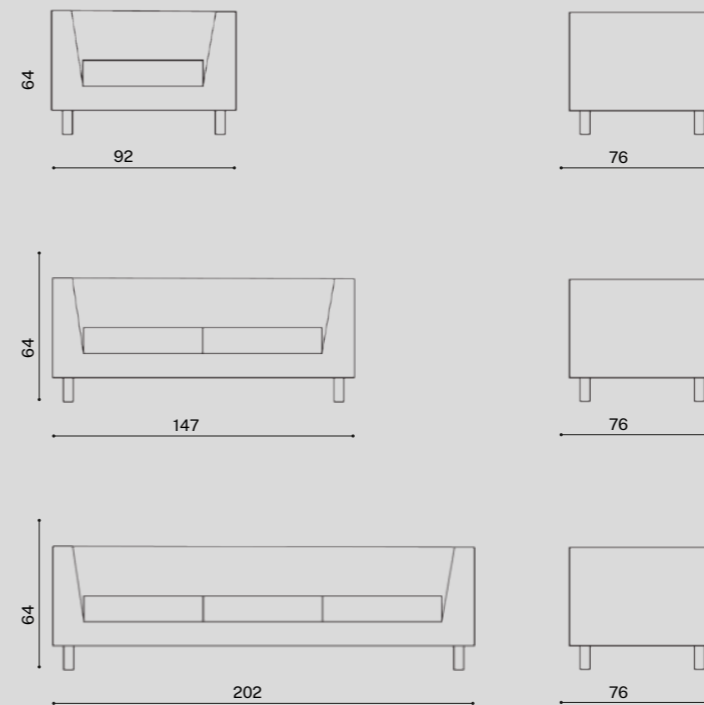






MARIA

technical information



Divano con struttura in abete massiccio, MDF e truciolare, imbottito con schiuma poliuretana e rivestito con eco-pelle in vari colori.

Struttura
Abete massiccio, MDF e truciolare
Imbottitura
Schiuma poliuretana
Rivestimento
Eco-pelle colore "Classico"
Piedi
Piedini fissi in acciaio cromato, h. 12 cm


Sofa in solid fir, MDF and Chipboard frame, with polyurethane foam, upholstered with ecoleather available in many different colors.

Structure
Solid fir, MDF and chipboard.
Padding
Polyurethane foam
Coating
"Classic" color eco-leather
Feet
Fixed feet in chromed steel, h. 12cm

Sofà con estructura de abete macizo, MDF y aglomerado, con goma de poliuretano, tapizado en polipiel disponible en varios colores.

Estructura
Abeto macizo, MDF y aglomerado
Relleno
Espuma de poliuretano
Revestimiento
Ecopiel color "Classic"
Pies
Pies fijos en acero cromado, h. 12cm

TABBY

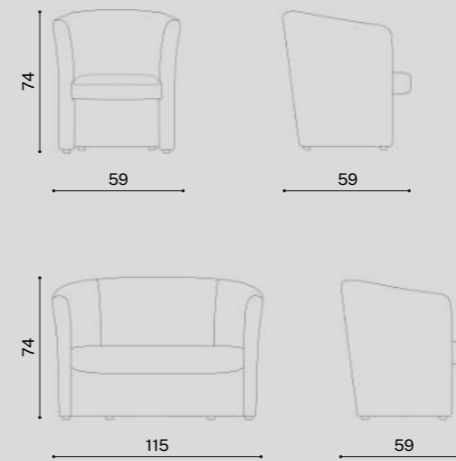






TABBY

technical information



Divano con struttura in abete massiccio, MDF e truciolare, imbottito con schiuma poliuretana e rivestito con eco-pelle in vari colori.

Struttura
Abete massiccio, MDF e truciolare
Imbottitura
Schiuma poliuretana
Rivestimento
Eco-pelle colore "Classico"
Piedi
Piedini fissi satinati, h. 12 cm

Sofa in solid fir, MDF and Chipboard frame, with polyurethane foam, upholstered with ecoleather available in many different colors.

Structure
Solid fir, MDF and chipboard.
Padding
Polyurethane foam
Coating
"Classic" color eco-leather
Feet
Fixed satined feet, h. 12cm

Sofá con estructura de abete macizo, MDF y aglomerado, con goma de poliuretano, tapizado en polipiel disponible en varios colores.

Estructura
Abeto macizo, MDF y aglomerado
Relleno
Espuma de poliuretano
Revestimiento
Ecopiel color "Classic"
Pies
Pies fijos satinados, h. 12cm

FOULARD collection



FOULARD

sedia / chair / silla



FOULARD

poltroncina / armchair / sillón



FOULARD

technical information



Sedia con scocca in legno faggio FSC 100%. Finiture varie con possibilità di abbinamenti di tessuto. Basi a slitta in acciaio, a quattro gambe in alluminio o legno, sgabello con base regolabile in altezza e girevole.

Rivestimento

Tessuto / Gomma densità 40.

Meccanismo sgabello

Colonna con poggiatesta verniciata nero opaco RAL 9005 (4020000642) LEVSUPPTAVVIC

-Leva inox 304 ø 7x25 (4090100018).

Regolazione sgabello

KGf3270-5030A - Pompa a gas H.405 C.270 D.50 cromata 3 fori (2510405060).

Base sgabello

COPSGTON400NR - Copertina tonda per basamento sgabello D.400x8 verniciata nero (4020000643)

ZAV395TOND - Zavorra tonda per basamento sgabello D.395x8 (4022010435).

Base sedia

- B4GAMBEMETLADYNR - Fusto 4 gambe metallo Lady/Foulard/Ovvo verniciato nero (4020000057).
- BASE660STYLE2NE - Base 660 Style nera RAL 9005 (4022010011).
- RUOCREWNR40R22 - Ruota crew nera Ø40 (0100000015).
- Fusto F4GAMBELEGLADYNA - Fusto 4 gambe legno Lady/Foulard/Ovvo verniciato naturale.
- Fusto F4GAMBELEGLADYNR - Fusto 4 gambe legno Lady/Foulard/Ovvo verniciato nero.

Struttura interna

Sedile in legno faggio FSC certificato 100%, Backrest PA6+30%GF.



Chair with shell in FSC100% beech wood. Various finishes with the possibility of fabric combinations. Sled bases in steel, four legs in aluminum or wood, stool with adjustable height and swivel base.

Cover

Fabric / Foam density 40.

Stool mechanism

Column with footrest painted matt black RAL 9005 (4020000642) LEVSUPPTAVVIC - Inox lever 304 ø 7x25 (4090100018).

Stool adjustment

KGf3270-5030A - Gas lift H.405 C.270 D.50 chromed 3 holes (2510405060).

Stool base

COPSGTON400NR - Round cover for stool base D.400x8 painted black (4020000643)

ZAV395TOND - Round ballast for stool base D.395x8 (4022010435).

Chair base

- B4GAMBEMETLADYNR - Black painted Lady/Foulard/Ovvo metal 4-legged frame (4020000057).
- BASE660STYLE2NE - Base 660 Style black RAL 9005 (4022010011).
- RUOCREWNR40R22 - Black crew wheel Ø40 (0100000015).
- F4GAMBELEGLADYNA - Lady/Foulard/Ovvo wooden 4-legged frame painted natural.
- F4GAMBELEGLADYNR - Lady/Foulard/Ovvo wooden 4-legged frame painted black.

Internal structure

Seat 100% FSC certified beech wood structure, Backrest PA6+30%GF



Silla con carcasa en FSC 100% madera de haya. Varios acabados con posibilidad de combinaciones de tejidos. Bases de patín en acero, cuatro patas en aluminio o madera, taburete con altura regulable y base giratoria.

Revestimiento

Tejido /caucho densidad 40.

Mecanismo de taburete

Columna con reposapiés pintada en negro mate RAL 9005 (4020000642) LEVSUPPTAVVIC - Palanca de acero inoxidable 304 ø 7x25 (4090100018).

Ajuste taburete

KGf3270-5030A - Elevador de gas H.405 C.270 D.50 cromada 3 agujeros (2510405060).

Base de taburete


COPSGTON400NR - Funda redonda para base de taburete D.400x8 pintada de negro (4020000643) ZAV395TOND - Lastre redondo para base de taburete D.395x8 (4022010435).

Pie de silla

- B4GAMBEMETLADYNR - Estructura de metal de 4 patas Lady/Foulard/Ovvo pintado de negro (4020000057).
- BASE660STYLE2NE - Base 660 Estilo negro RAL 9005 (4022010011).
- RUOCREWNR40R22 - Rueda doble negra Ø40 (0100000015).
- F4GAMBELEGLADYNA - Lady/Foulard/Ovvo armazón de 4 patas de madera pintada natural.
- F4GAMBELEGLADYNR - Lady/Foulard/Ovvo armazón de 4 patas de madera pintada negra.

Estructura interna

Asiento 100% madera de haya certificada FSC, Respaldo PA6+30%GF.



LADY B collection



LADY B

sedia / chair / silla



LADY B

poltroncina / armchair / sillón



LADY B

technical information



Sedia con scocca in legno faggio FSC 100%. Finiture varie con possibilità di abbinamenti di tessuto. Basi a slitta in acciaio, a quattro gambe in alluminio o legno, sgabello con base regolabile in altezza e girevole.

Rivestimento

Tessuto / Gomma densità 40.

Meccanismo sgabello

Colonna con poggiatesta verniciata nero opaco RAL 9005 (4020000642) LEV-SUPPTAVVIC

-Leva inox 304 ø 7x25 (4090100018).

Regolazione sgabello

KGf3270-5030A - Pompa a gas H.405 C.270 D.50 cromata 3 fori (2510405060).

Base sgabello

COPSGTON400NR - Copertina tonda per basamento sgabello D.400x8 verniciata nero (4020000643)

ZAV395TOND - Zavorra tonda per basamento sgabello D.395x8 (4022010435).

Base sedia

- B4GAMBEMETLADYNR - Fusto 4 gambe metallo Lady/Foulard/Ovvo verniciato nero (4020000057).
- BASE660STYLE2NE - Base 660 Style nera RAL 9005 (4022010011).
- RUOCREWNR40R22 - Ruota crew nera Ø40 (0100000015).
- Fusto F4GAMBELEGLADYNA - Fusto 4 gambe legno Lady/Foulard/Ovvo verniciato naturale.
- Fusto F4GAMBELEGLADYNR - Fusto 4 gambe legno Lady/Foulard/Ovvo verniciato nero.

Struttura interna

Sedile in legno faggio FSC certificato 100%, Backrest PA6+30%GF.



Chair with shell in FSC100% beech wood. Various finishes with the possibility of fabric combinations. Sled bases in steel, four legs in aluminum or wood, stool with adjustable height and swivel base.

Cover

Fabric / Foam density 40.

Stool mechanism

Column with footrest painted matt black RAL 9005 (4020000642) LEVSUPPTAVVIC - Innox lever 304 ø 7x25 (4090100018).

Stool adjustment

KGf3270-5030A - Gas lift H.405 C.270 D.50 chromed 3 holes (2510405060).

Stool base

COPSGTON400NR - Round cover for stool base D.400x8 painted black (4020000643)

ZAV395TOND - Round ballast for stool base D.395x8 (4022010435).

Chair base

- B4GAMBEMETLADYNR - Black painted Lady/Foulard/Ovvo metal 4-legged frame (4020000057).
- BASE660STYLE2NE - Base 660 Style black RAL 9005 (4022010011).
- RUOCREWNR40R22 - Black crew wheel Ø40 (0100000015).
- F4GAMBELEGLADYNA - Lady/Foulard/Ovvo wooden 4-legged frame painted natural.
- F4GAMBELEGLADYNR - Lady/Foulard/Ovvo wooden 4-legged frame painted black.

Internal structure

Seat 100% FSC certified beech wood structure, Backrest PA6+30%GF



Silla con carcasa en FSC 100% madera de haya. Varios acabados con posibilidad de combinaciones de tejidos. Bases de patin en acero, cuatro patas en aluminio o madera, taburete con altura regulable y base giratoria.

Revestimiento

Tejido /caucho densidad 40.

Mecanismo de taburete

Columna con reposapiés pintada en negro mate RAL 9005 (4020000642) LEVSUPPTAVVIC - Palanca de acero inoxidable 304 ø 7x25 (4090100018).

Ajuste taburete

KGf3270-5030A - Elevador de gas H.405 C.270 D.50 cromada 3 agujeros (2510405060).

Base de taburete

COPSGTON400NR - Funda redonda para base de taburete D.400x8 pintada de negro (4020000643)


ZAV395TOND - Lastre redondo para base de taburete D.395x8 (4022010435).

Pie de silla

- B4GAMBEMETLADYNR - Estructura de metal de 4 patas Lady/Foulard/Ovvo pintado de negro (4020000057).
- BASE660STYLE2NE - Base 660 Estilo negro RAL 9005 (4022010011).
- RUOCREWNR40R22 - Rueda doble negra Ø40 (0100000015).
- F4GAMBELEGLADYNA - Lady/Foulard/Ovvo armazón de 4 patas de madera pintada natural.
- F4GAMBELEGLADYNR - Lady/Foulard/Ovvo armazón de 4 patas de madera pintada negra.

Estructura interna

Asiento 100% madera de haya certificada FSC, Respaldo PA6+30%GF.



OVVO collection



OVVO

sedia / chair / silla



OVVO

poltroncina / armchair / sillón



OVVO

technical information



Sedia con scocca in legno faggio FSC 100%. Finiture varie con possibilità di abbinamenti di tessuto. Basi a slitta in acciaio, a quattro gambe in alluminio o legno, sgabello con base regolabile in altezza e girevole.

Rivestimento

Tessuto / Gomma densità 40.

Meccanismo sgabello

Colonna con poggiatesta verniciata nero opaco RAL 9005 (4020000642) LEVSUPPTAVVIC

-Leva inox 304 ø 7x25 (4090100018).

Regolazione sgabello

KGf3270-5030A - Pompa a gas H.405 C.270 D.50 cromata 3 fori (2510405060).

Base sgabello

COPSGTON400NR - Copertina tonda per basamento sgabello D.400x8 verniciata nero (4020000643)ZAV395TOND - Zavorra tonda per basamento sgabello D.395x8

(4022010435).

Base sedia

- B4GAMBEMETLADYNR - Fusto 4 gambe metallo Lady/Foulard/Ovvo verniciato nero (4020000057).
- BASE660STYLE2NE - Base 660 Style nera RAL 9005 (4022010011).
- RUOCREWNR40R22 - Ruota crew nera Ø40 (0100000015).
- Fusto F4GAMBELEGLADYNA - Fusto 4 gambe legno Lady/Foulard/Ovvo verniciato naturale.
- Fusto F4GAMBELEGLADYNR - Fusto 4 gambe legno Lady/Foulard/Ovvo verniciato nero.

Struttura interna

Sedile in legno faggio FSC certificato 100%, Backrest PA6+30%GF.

Chair with shell in FSC100% beech wood.

Various finishes with the possibility of fabric combinations. Sled bases in steel, four legs in aluminum or wood, stool with adjustable height and swivel base.

Cover

Fabric / Foam density 40.

Stool mechanism

Column with footrest painted matt black RAL 9005 (4020000642)LEVSUPPTAVVIC - Inox lever 304 ø 7x25 (4090100018).

Stool adjustment

KGf3270-5030A - Gas lift H.405 C.270 D.50 chromed 3 holes (2510405060).

Stool base

COPSGTON400NR - Round cover for stool base D.400x8 painted black (4020000643)

ZAV395TOND - Round ballast for stool base D.395x8 (4022010435).

Chair base

- B4GAMBEMETLADYNR - Black painted Lady/Foulard/Ovvo metal 4-legged frame (4020000057).
- BASE660STYLE2NE - Base 660 Style black RAL 9005 (4022010011).
- RUOCREWNR40R22 - Black crew wheel Ø40 (0100000015).
- F4GAMBELEGLADYNA - Lady/Foulard/Ovvo wooden 4-legged frame painted natural.
- F4GAMBELEGLADYNR - Lady/Foulard/Ovvo wooden 4-legged frame painted black.

Internal structure

Seat 100% FSC certified beech wood structure, Backrest PA6+30%GF

Silla con carcasa en FSC 100% madera de haya. Varios acabados con posibilidad de combinaciones de tejidos. Bases de patín en acero, cuatro patas en aluminio o madera, taburete con altura regulable y base giratoria.

Revestimiento

Tejido caucho densidad 40.

Mecanismo de taburete

Columna con reposapiés pintada en negro mate RAL 9005 (4020000642)LEV-SUPPTAV-VIC - Palanca de acero inoxidable 304 ø 7x25 (4090100018).

Ajuste taburete

KGf3270-5030A - Elevador de gas H.405 C.270 D.50 cromada 3 agujeros (2510405060).

Base de taburete

COPSGTON400NR - Funda redonda para base de taburete D.400x8 pintada de negro (4020000643)ZAV395TOND - Lastre redondo para base de taburete D.395x8 (4022010435).

Pie de silla

- B4GAMBEMETLADYNR - Estructura de metal de 4 patas Lady/Foulard/Ovvo pintado de negro (4020000057).
- BASE660STYLE2NE - Base 660 Estilo negro RAL 9005 (4022010011).
- RUOCREWNR40R22 - Rueda doble negra Ø40 (0100000015).
- F4GAMBELEGLADYNA - Lady/Foulard/Ovvo armazón de 4 patas de madera pintada natural.
- F4GAMBELEGLADYNR - Lady/Foulard/Ovvo armazón de 4 patas de madera pintada negra.

Estructura interna

Asiento 100% madera de haya certificada FSC, Respaldo PA6+30%GF.



RUOTE E PIEDINI /
CASTORS AND GLIDES /
RUEDAS Y DESLIZADORES





CODE/ITEM: 0100000015 - RUOCREWNR40R22
 RUOTA GOMMATA FRENATA MOD. CREW D.40 P.11
 SOFT CASTORS WITH BREAK MOD. CREW D.40 P.11
 RUEDA DE GOMA CON FRENO MODELO CREW D.40 P.11

BOX 50 PCS

MISURE / DIMENSIONS / MEDIDAS

A	B
40	11



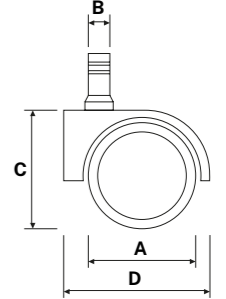
CODE/ITEM: 0100005025 - RUG50
 RUOTA GOMMATA D.50 P.11 CON BICCHIERINO CHIUSO
 SOFT CASTOR D.50 P.11
 RUEDA DE GOMA D.50 P.11 SIN COPA BLANDA

BOX 250 PCS

PALLET 6000 PCS

MISURE / DIMENSIONS / MEDIDAS

A	B	C	D
50	11	55	63



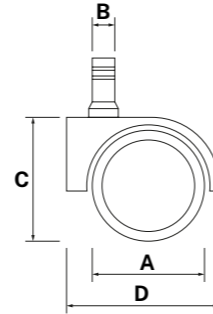
CODE/ITEM: 0104005020 - RUL50
 RUOTA LIBERA NERA D.50 P.11 CON BICCHIERINO CHIUSO
 STANDARD BLACK CASTOR P.11 D.50
 RUEDA LIBRE NEGRA D.50 P.11 SIN COPA ESTÁNDAR BLACK

BOX 250 PCS

PALLET 6000 PCS

MISURE / DIMENSIONS / MEDIDAS

A	B	C	D
50	11	56	63



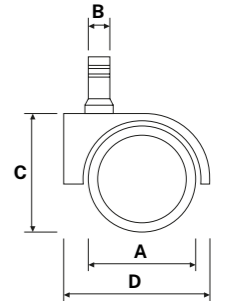
CODE/ITEM: 0112001120 - CONF5REF020201
 RUOTA GOMMATA FRENATA D.50 P.11 CON BICCHIERINO CHIUSO
 SOFT CASTOR WITH BRAKE D.50 P.11
 RUEDA DE GOMA CON FRENO D.50 P.11

BOX 50 PCS

PALLET 1200 PCS

MISURE / DIMENSIONS / MEDIDAS

A	B	C	D
50	11	55	63



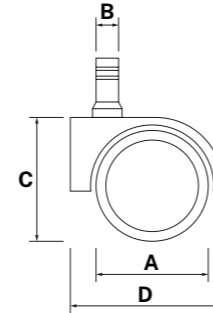
CODE/ITEM: 0104005026 - RUDRGP11
 RUOTA LIBERA NERA D.50 P.11 CON BICCHIERINO APERTO
 STANDARD BLACK CASTOR D.50 P.11
 RUEDA LIBRE NEGRA D.50 P.11 CON COPA

BOX 200 PCS

PALLET 11200 PCS

MISURE / DIMENSIONS / MEDIDAS

A	B	C	D
50	11	56	65



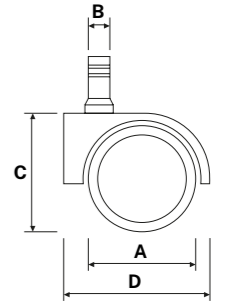
CODE/ITEM: 0100005020 - RUG50B
 RUOTA GOMMATA D.50 P.11 CON BICCHIERINO APERTO
 SOFT CASTOR D.50 P.11
 RUEDA DE GOMA D.50 P.11 CON COPA BLANDA CASTOR D.50

BOX 250 PCS

PALLET 6000 PCS

MISURE / DIMENSIONS / MEDIDAS

A	B	C	D
50	11	55	65



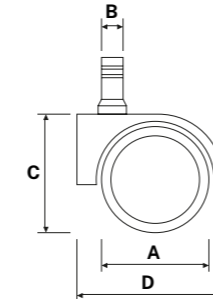
CODE/ITEM: 0112001110 - CONF5RCF010201
 RUOTA FRENATA D.50 P.11 CON BICCHIERINO
 STANDARD BLACK CASTOR WITH BRAKE D.50 P.11
 RUEDA CON FRENO D.50 P.11 CON COPA

BOX 40 PCS

PALLET 1000 PCS

MISURE / DIMENSIONS / MEDIDAS

A	B	C	D
50	11	56	65





CODE/ITEM: 0100006010 - RUG60

RUOTA GOMMATA D.60 P.11
SOFT CASTOR D.60 P.11
RUEDA DE GOMA D.60 P.11

BOX 200 PCS

PALLET 5000 PCS

MISURE / DIMENSIONS / MEDIDAS

A	B
60	11



CODE/ITEM: 0112001140 - CONF5REF020202

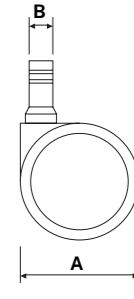
RUOTA GOMMATA FRENATE D.65 P.11 / CONFEZIONE DA 5
SOFT CASTORS WITH BRAKE D.65 P.11 / PACK OF 5
RUEDA DE GOMA CON FRENO D.65 P.11 / PAQUETE DE 5

BOX 25 PCS

PALLET 400 PCS

MISURE / DIMENSIONS / MEDIDAS

A	B
65	11



CODE/ITEM: 0112001150 - CONFRUL65

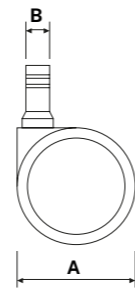
RUOTA LIBERA NERA D.65 P.11 / CONFEZIONE DA 5
STANDARD CASTOR D.65 P.11 / PACK OF 5
RUEDA LIBRE NEGRA D.65 P.11 / PAQUETE DE 5 ESTÁNDAR

BOX 25 PCS

PALLET 400 PCS

MISURE / DIMENSIONS / MEDIDAS

A	B
65	11



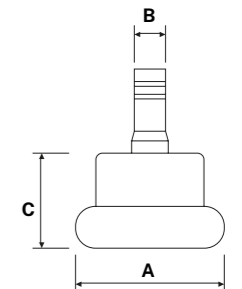
CODE/ITEM: 0172000052 - PIE112525592N3

PIEDINO P.11
GLIDE P.11
PIE P.11

BOX 400 PCS

MISURE / DIMENSIONS / MEDIDAS

A	B	C
50	11	56



CODE/ITEM: 0112001130 - CONFRUG65

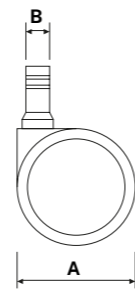
RUOTA GOMMATA D.65 P.11 SOFT / CONFEZIONE DA 5
SOFT CASTOR D.65 P.11 / PACK OF 5
RUEDAS DE GOMA D.65 P.11 BLANDAS / PAQUETE DE 5
BLANDAS

BOX 25 PCS

PALLET 400 PCS

MISURE / DIMENSIONS / MEDIDAS

A	B
65	11



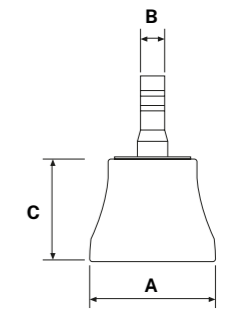
CODE/ITEM: 0172900103 - CONFPIED0601

PIEDINO P.11
GLIDE P.11
PIE P.11

BOX 400 PCS

MISURE / DIMENSIONS / MEDIDAS

A	B	C
55	11	37



CODE/ITEM: 1100000120 - CONFRUF65

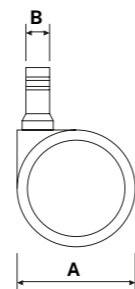
RUOTA FRENATA D.65 P.11 / CONFEZIONE DA 5
STANDARD CASTOR WITH BRAKE D.65 P.11 / PACK OF 5
RUEDA DE GOMA CON FRENO D.65 P.11 / PAQUETE DE 5

BOX 25 PCS


PALLET 400 PCS

MISURE / DIMENSIONS / MEDIDAS

A	B
65	11



**BASI /
BASES /
BASE**





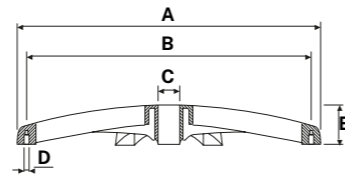
CODE/ITEM: 4522006002 - BASENY600

BASE NYLON D.630
 NYLON BASE D.630
 BASE EN NYLON D.630

PALLET 168 PCS

MISURE / DIMENSIONS / MEDIDAS

A	B	C	D	E
630	610	50	11	97



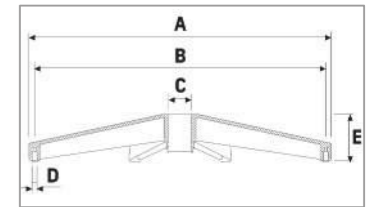
CODE/ITEM: - BASE STELVIO 710

BASE NYLON D. 710 CON ANELLO 100% RICICLABILE
 NYLON BASE D. 710 WITH RING 100% RECYCLABLE
 BASE EN NYLON CON ANILLO D.710 100% RECICLABILE

PALLET 168 PCS

MISURE / DIMENSIONS / MEDIDAS

A	B	C	D	E
710	680	50	11	140



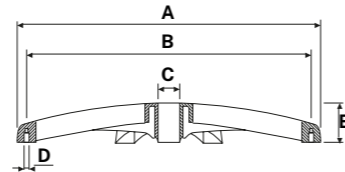
CODE/ITEM: 4522006302 - BASENY630

BASE NYLON D. 650 CON ANELLO
 NYLON BASE D. 650
 BASE EN NYLON D.650

PALLET 168 PCS

MISURE / DIMENSIONS / MEDIDAS

A	B	C	D	E
650	630	50	11	97



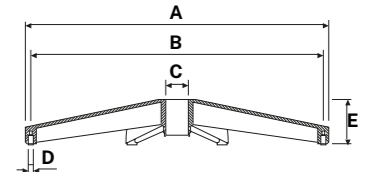
CODE/ITEM: 4522006601 - BASENY660QBX

BASE NYLON CUBO NERA CON ANELLO D.660 IN SCATOLA
 BOXED CUBO NYLON BLACK BASE WITH METAL RING D.660
 BASE CUBO EN NYLON NEGRA CON ANILLO D.660 EN CAJA BOXED

BOX 10 PCS

MISURE / DIMENSIONS / MEDIDAS

A	B	C	D	E
660	650	50	11	55



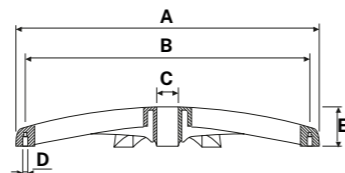
CODE/ITEM: 4522006801 - BASENY680

BASE NYLON D.680
 NYLON BASE D.680
 BASE EN NYLON D.680

PALLET 180 PCS

MISURE / DIMENSIONS / MEDIDAS

A	B	C	D	E
680	660	50	11	97



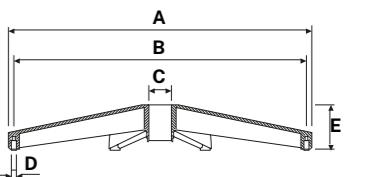
CODE/ITEM: 4522006602 - BASENY660Q + 0150000010 - ANBASENY660Q (ANELLO)

BASE NYLON CUBO D.660
 CUBO NYLON BASE D.660
 BASE EN NYLON D.660

PALLET 150 PCS

MISURE / DIMENSIONS / MEDIDAS

A	B	C	D	E
660	650	50	11	55



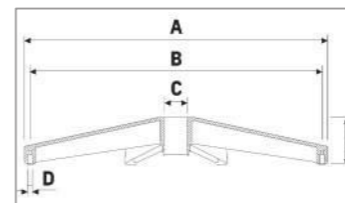
CODE/ITEM: - BASE STELVIO 640

BASE NYLON D. 640 CON ANELLO 100% RICICLABILE
 NYLON BASE D. 640 WITH RING 100% RECYCLABLE
 BASE EN NYLON CON ANILLO D.640 100% RECICLABILE

PALLET 168 PCS

MISURE / DIMENSIONS / MEDIDAS

A	B	C	D	E
640	610	50	11	110



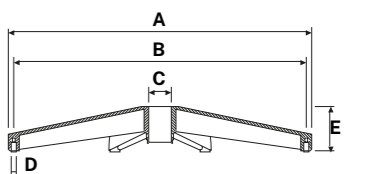
CODE/ITEM: 4522006606 - BASENY660QGRBX

BASE NYLON CUBO GRIGIA D.660 IN SCATOLA
 BOXED GREY CUBO NYLON BASE D.660
 BASE CUBO GRIGIA EN NYLON D.660 EN CAJA BOXED

BOX 10 PCS

MISURE / DIMENSIONS / MEDIDAS

A	B	C	D	E
660	650	50	11	55





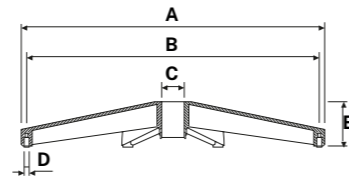
CODE/ITEM: 4522006605 - BASENY660QGR +
0150000010 - ANBASENY660Q (ANELLO)

BASE NYLON CUBO GRIGIA D.660
GREY CUBO NYLON BASE D.660
BASE CUBO GRIGIA EN NYLON D.660

PALLET 150 PCS

MISURE / DIMENSIONS / MEDIDAS

A	B	C	D	E
660	650	50	11	55



CODE/ITEM: 4022010340 - BASE640CR

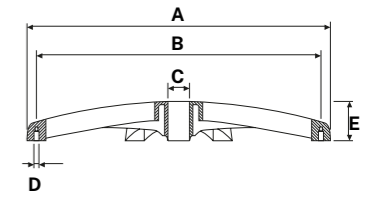
BASE CROMATA CON COPRISALDATURA D.660
CHROME BASE D.660
BASE CROMADA D.660

BOX 5 PCS

PALLET 150 PCS

MISURE / DIMENSIONS / MEDIDAS

A	B	C	D	E
660	630	50	11	107



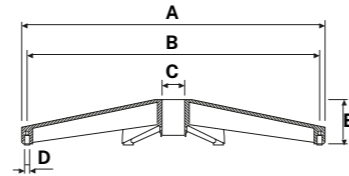
CODE/ITEM: 4522006604 - BASENY660QBIBX

BASE NYLON CUBO BIANCA CON ANELLO D.660 IN SCATOLA
BOXED WHITE CUBO NYLON BASE WITH RING D.660
BASE CUBO BIANCA EN NYLON CON ANILLO D.660 EN CAJA
BOXED

BOX 10 PCS

MISURE / DIMENSIONS / MEDIDAS

A	B	C	D	E
660	650	50	11	55



CODE/ITEM: 4022010380 - BASE700CR

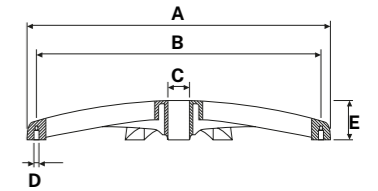
BASE CROMATA CON COPRISALDATURA D.700
CHROME BASE D.700
BASE CROMADA D.700

BOX 5 PCS

PALLET 150 PCS

MISURE / DIMENSIONS / MEDIDAS

A	B	C	D	E
700	670	50	11	107



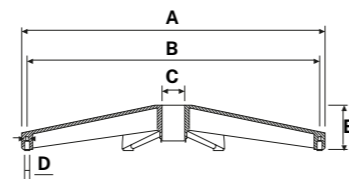
CODE/ITEM: 4522006603 - BASENY660QBI +
0150000010 - ANBASENY660Q (ANELLO)

BASE NYLON CUBO BIANCA D.660
WHITE CUBO NYLON BASE D.660
BASE CUBO BIANCA EN NYLON D.660

PALLET 150 PCS

MISURE / DIMENSIONS / MEDIDAS

A	B	C	D	E
660	650	50	11	55



CODE/ITEM: 4022010111 - BASE660

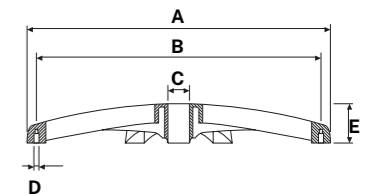
BASE ALLUMINIO D.660
ALUMINIUM BASE D.660
BASE DE ALUMINIO D.660

BOX 5 PCS

PALLET 150 PCS

MISURE / DIMENSIONS / MEDIDAS

A	B	C	D	E
660	616	50	11	75



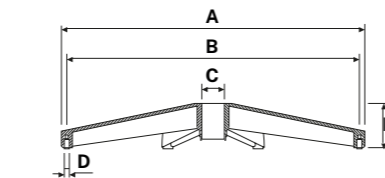
CODE/ITEM: 4522007005 - BASENY700

BASE NYLON D.700 PIRAMIDALE
NYLON BASE D.700 PYRAMIDAL
BASE EN NYLON D.700 PIRAMIDAL

PALLET 180 PCS

MISURE / DIMENSIONS / MEDIDAS

A	B	C	D	E
705	670	50	11	125



CODE/ITEM: 4022010130 - BASE700

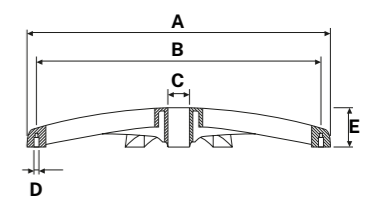
BASE ALLUMINIO D.700
ALUMINIUM BASE D.700
BASE DE ALUMINIO D.700

BOX 5 PCS

PALLET 150 PCS

MISURE / DIMENSIONS / MEDIDAS

A	B	C	D	E
700	662	50	11	76





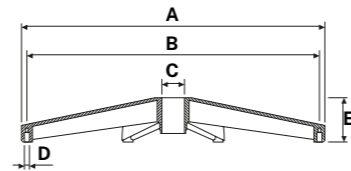
CODE/ITEM: **4022010290 - BASEMET2**

BASE ALLUMINIO D.660
ALUMINIUM BASE D.660
BASE DE ALUMINIO D.660

BOX 5 PCS **PALLET** 150 PCS

MISURE / DIMENSIONS / MEDIDAS

A	B	C	D	E
660	642	50	11	138



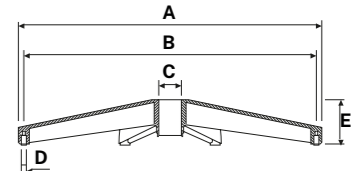
CODE/ITEM: **4022010190 - BASE700PIRK**

BASE ALLUMINIO PIRAMIDALE D.700
PIRAMIDAL ALUMINIUM BASE D.700
BASE DE ALUMINIO PIRAMIDAL D.700

BOX 5 PCS **PALLET** 150 PCS

MISURE / DIMENSIONS / MEDIDAS

A	B	C	D	E
700	678	50	11	110



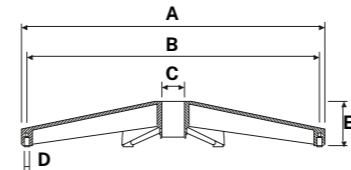
CODE/ITEM: **4022010230 - BASE650MACAL**

BASE ALLUMINIO D.680
ALUMINIUM BASE D.680
BASE DE ALUMINIO D.680

BOX 5 PCS **PALLET** 150 PCS

MISURE / DIMENSIONS / MEDIDAS

A	B	C	D	E
680	658	50	11	71



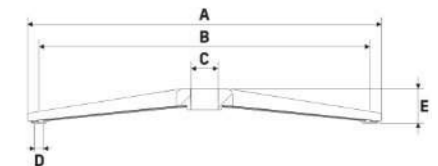
CODE/ITEM: **4022010217 - BASE860ALPIANA**

BASE 860 4 RAZZE PIANA MOD. LOUNGE ALLUMINIO LUCIDO
LOUNGE 4-SPOKE FLAT MOD. 860 POLISHED ALUMINUM
BASE LOUNGE PLANOS MOD. 860 ALUMINIO PULIDO

BOX 5 PCS **PALLET** 200 PCS

MISURE / DIMENSIONS / MEDIDAS

A	B	C	D	E
860	820	50	11	60



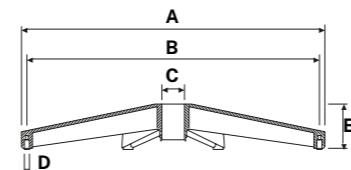
CODE/ITEM: **4022010225 - BASE650MACALNR**

BASE ALLUMINIO D.680 VERNICIATA NERO OPACO
ALUMINIUM BASE D.680 PAINTED MATT BLACK
BASE DE ALUMINIO D.680 PINTADO NEGRO MATE

BOX 5 PCS **PALLET** 150 PCS

MISURE / DIMENSIONS / MEDIDAS

A	B	C	D	E
680	658	50	11	71



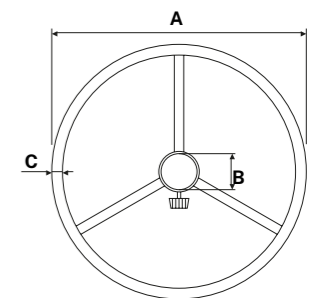
CODE/ITEM: **4010000100 - POGGRAVLEV**

POGGIAPIEDI GRAVITY TELESCOPICO CON LEVA
TELESCOPIC FOOTREST MOD. GRAVITY WITH LEVER
REPOSAPIÉS GRAVITY TELECÓPICO CON PALANCA

BOX 5 PCS **PALLET** 200 PCS

MISURE / DIMENSIONS / MEDIDAS

A	B	C
450	50	18



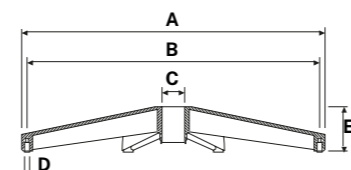
CODE/ITEM: **4022010160 - BASE680N**

BASE ALLUMINIO PIRAMIDALE D.700
PYRAMIDAL ALUMINIUM BASE D.700
BASE DE ALUMINIO PIRAMIDAL D.700

BOX 5 PCS **PALLET** 120 PCS

MISURE / DIMENSIONS / MEDIDAS

A	B	C	D	E
700	674	50	11	140



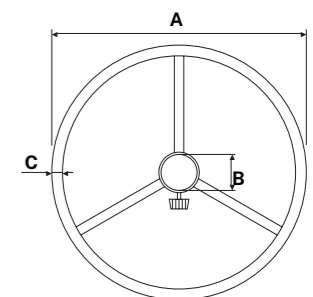
CODE/ITEM: **4010000021 - AP02**

POGGIAPIEDI AP02 TELESCOPICO CON LEVA
TELESCOPIC FOOTREST MOD. AP02 WITH LEVER
REPOSAPIÉS AP02 TELECÓPICO CON PALANCA

BOX 5 PCS **PALLET** 200 PCS

MISURE / DIMENSIONS / MEDIDAS

A	B	C
450	50	18



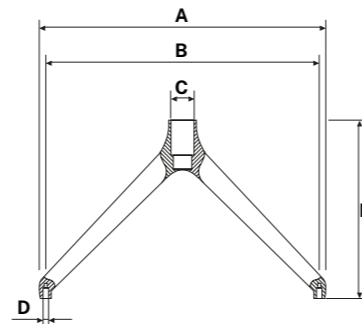


CODE/ITEM: 4022010215 - BASE7204AL
 BASE ALLUMINIO LUCIDO MOD. 360 D.720
 ALUMINUM BASE MOD. 360 D.720
 BASE DE ALUMINIO LUCIDA MOD. 360 D.720

BOX 5 PCS **PALLET** 120 PCS

MISURE / DIMENSIONS / MEDIDAS

A	B	C	D	E
385	50			



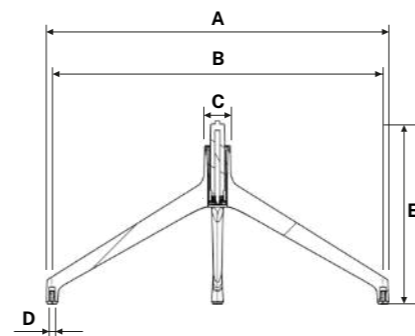
CODE/ITEM: 4022010223
 (COMPOSTA DA: SUPPORTO 4090450057 - ANELLO 40100000022 - CILINDRO 2580114013)

BASE ALLUMINIO LUCIDO MOD. SLIM D.650
 ALUMINUM BASE MOD. SLIM D.650
 BASE DE ALUMINIO LUCIDA MOD. SLIM D.650

BOX 3 PCS **PALLET** 200 PCS

MISURE / DIMENSIONS / MEDIDAS

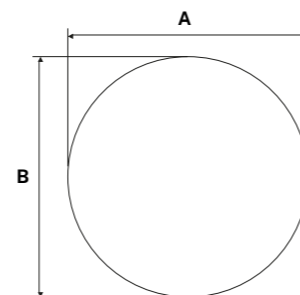
A	B	C	D	E
	647	400	11	350 - 380



CODE/ITEM: (A) 4022010439 - ZAV400TOND
 ZAVORRA TONDA D. 400X8 CON 3 FORI
 ROUND BALLAST D. 400X8 WITH 3 HOLES
 LASTRE REDONDO D. 400X8 CON 3 AGUJEROS

MISURE / DIMENSIONS / MEDIDAS

A	B
400	400



CODE/ITEM: (B) 4022010432 - COPSGTON405
 COPERTINA TONDA D. 405X0,8 AISI 340 LUCIDA
 ROUND COVER D. 405X0,8 AISI 340 GLOSSY
 TAPA REDONDA D. 405X0,8 AISI 340 BRILLO

MISURE / DIMENSIONS / MEDIDAS

A	B
405	405

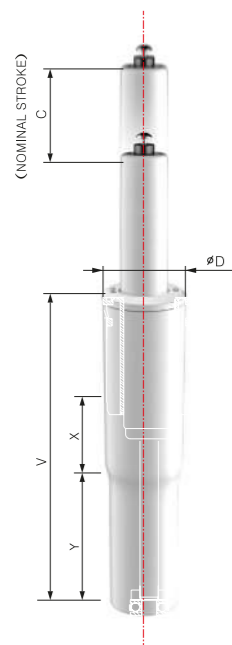
BOX 50 PCS

POMPE A GAS / GAS LIFTS / ELEVADORES DE GAS



Clean Cylinder
Clean & Color Innovation

Clean Cylinder / Clean Cylinder / Clean Cylinder



Una idea innovativa nel mondo della produzione di alzate a gas, che porta anche in questo mondo il design e la personalizzazione.

Grazie alla tecnologia "Clean Cylinder" infatti è possibile avere le pompe a gas con qualsiasi colore di finitura. Inoltre grazie ad un sistema brevettato lo stelo resta sempre pulito e libero dal grasso.

An innovative idea in the world of gas lift production, which also brings design and customization to this world.

Thanks to the "Clean Cylinder" technology it is possible to have gas lifts with any finishing color. Moreover, thanks to a patented system, the stem always remains clean and free from grease

Una idea innovadora en el mundo de la producción de elevadores de gas, que también trae el diseño y la personalización a este mundo.

Gracias a la tecnología "Clean Cylinder", es posible obtener elevadores de gas con cualquier color de acabado. Además, gracias a un sistema patentado, el vástago siempre permanece limpio y libre de grasa.

DISPONIBILI A MAGAZZINO / READY ON STOCK /
DISPONIBLES EN ALMACÈN

CODE	ITEM	FINISHING	D	V	C	Y	X
2510219040	KCR4129-5032E	CHROME	50	219	114	65	58
2510219050	KCR4129-5032H	CHROME	50	219	114	97	58
2510219060	KCR4129-5032G	BLACK	50	219	114	97	58
2510229010	KCR4140-5032A	CHROME	50	229	125	0	58

PER QUALSIASI ESIGENZA E RICHIESTA NON ESITATE A

CONTATTARE IL NOSTRO UFFICO COMMERCIALE.

FOR ANY NEEDING OR REQUEST, DO NOT HESITATE TO CONTACT

OUR SALES OFFICE.



Alzata a gas standard / Regular built cylinder with column / Elevador de gas estándar

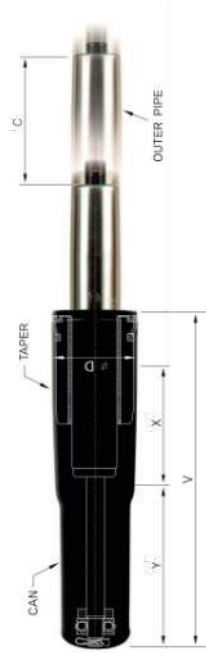
DISPONIBILI A MAGAZZINO / READY ON STOCK
DISPONIBLES EN ALMACÈN

CODE	ITEM	FINISHING	D	V	C	Y	X
2510168020	KGL1080-5040X	BLACK	50	168	72	43	58
2510168030	KGL3080-5040D	CHROME	50	168	80	0	58
2510175020	KGL1080-5030A	BLACK	50	175	80	27	58
2510185030	KGL3100-5040D	BLACK	50	185	100	0	70
2510185070	KGL1100-5040CN	BLACK	50	185	92	27	58
2510193020	KGL1110-4035A	CHROME	40	193	110	52	58
2510195010	KGL1100-5040AQ	CHROME	50	195	100	80	58
2510195020	KGL1116-50350	CHROME	50	195	108	50	58
2510197030	KGL3100-5035C	CHROME	50	197	100	0	58
2510197040	KGL1100-5035AC	CHROME	50	197	100	17	58
2510197050	KGL1100-5035AJ	CHROME	50	197	100	43	58
2510200040	KGL1116-5035H	CHROME	50	200	116	37	58
2510200060	KGL3116-5035D	BLACK	50	200	116	14	58
2510200070	KGL1116-5035N	BLACK	50	200	116	37	58
2510203010	KGL1108-5035I	BLACK	50	203	100	48	58
2510210040	KGL1125-5030K	CHROME	50	210	117	27	58
2510210100	KGL1125-5030D	BLACK	50	210	125	27	58
2510212020	KGL1100-5040BU	CHROME	50	212	95	11	58
2510215050	KGL1120-5030V	CHROME	50	215	112	0	58
2510215100	KGL1120-5030L	CHROME	50	215	120	43	58
2510215200	KGL1125-5035B	BLACK	50	215	125	43	58
2510215270	KGL1143-5030B	BLACK	50	215	143	90	58
2510215280	KGL1143-5030I	BLACK	50	215	143	22	58
2510217010	KGL1108-5035E	BLACK	50	217	108	65	58
2510217070	KGL1128-5030I	BLACK	50	217	128	85	58
2510223020	KGL1143-5035I	BLACK	50	223	143	0	60
2510227090	KGL1140-5030AG	BLACK	50	227	132	69	58
2510228040	KGL1147-5030C	BLACK	50	228	139	10,7	58
2510230110	KGL3143-5035A	BLACK	50	230	143	0	65
2510232040	KGL1143-5035R	CHROME	50	232	143	40	58
2510232060	KGL1143-5030V	BLACK	50	232	143	12,2	58
2510232080	KGL1143-5035AE	BLACK	50	232	143	47	58
2510232090	KGL1143-5030Q	BLACK	50	232	143	70	58
2510235030	KGL1140-5030E	BLACK	50	235	140	22	58
2510237010	KGL3143-5035H	BLACK	50	237	135	72	58
2510237070	KGL3143-5035I	CHROME	50	237	143	72	58
2510318010	KGL1170-5030A	CHROME	50	318	170	0	65
2510408010	KGL3210-4035B	CHROME	40	408	210	0	48
2510408020	KGL1270-4035A	CHROME	40	408	262	0	48
2510500010	KGL1210-5035B	BLACK	50	500	202	0	58

Classe 4 / Class 4 / Clase 4

CODE	ITEM	FINISHING	D	V	C	Y	X
2510197120	KGL4120-5030B	BLACK	50	197	112	60	58
2510197160	KGL4100-5040AI	BLACK	50	197	92	0	58
2510200030	KGL4120-5035F	BLACK	50	200	112	70	58
2510215010	KGL4125-5035E	BLACK	50	215	102	58	58
2510217090	KGL4140-5030I	BLACK	50	217	140	60	58
2510220070	KGL4140-5035E	BLACK	50	220	140	95	58
2510255040	KGL4170-5035C	BLACK	50	255	162	0	68

**Cilindro ad alta conifica / High Cone Cylinder /
Cilindro de alta cono**



DISPONIBILI A MAGAZZINO / READY ON STOCK /
DISPONIBLES EN ALMACÈN

CODE	ITEM	FINISHING	D	V	C	Y	X
2510200080	KGD3125-4035W	WHITE	40	200	121	0	0
2510200090	KGD3125-4035B	BLACK	40	200	121	0	0

PER QUALSIASI ESIGENZA E RICHIESTA NON ESITATE A CONTATTARE IL
NOSTRO UFFICIO COMMERCIALE.

FOR ANY NEEDING OR REQUEST, DO NOT HESITATE TO CONTACT OUR

**Alzata gas forata / Fixed cylinder /
Elevador de gas perforado**



DISPONIBILI A MAGAZZINO / READY ON STOCK /
DISPONIBLES EN ALMACÈN

CODE	ITEM	FINISHING	D	V	C	Y	X
2510405030	KGF3270-4030B	CHROME	40	405	270	0	24
2510405060	KGF3270-5030A	CHROME	50	405	270	0	24

PER QUALSIASI ESIGENZA E RICHIESTA NON ESITATE A CONTATTARE IL
NOSTRO UFFICIO COMMERCIALE.

FOR ANY NEEDING OR REQUEST, DO NOT HESITATE TO CONTACT OUR

SALES OFFICE.

**Cilindro con autoritorno / Return spindle /
Cilindro giratorio**




DISPONIBILI A MAGAZZINO / READY ON STOCK /
DISPONIBLES EN ALMACÈN

CODE	ITEM	FINISHING	D	V	C	Y	X
2510218030	KGR0027-5045N	BLACK	50	218	0	0	65
2510250020	KGR2125-5035D	CHROME	50	250	117	0	50
2510393030	KGR2210-5040C	CHROME	50	393	202	0	0
2580175010	KGR0027-4045A	CHROME	40	175	0	0	55

PER QUALSIASI ESIGENZA E RICHIESTA NON ESITATE A CONTATTARE IL
NOSTRO UFFICIO COMMERCIALE.

FOR ANY NEEDING OR REQUEST, DO NOT HESITATE TO CONTACT OUR

**Cilindro rinforzato / Plus Cylinder /
Cilindro reforzado**



DISPONIBILI A MAGAZZINO / READY ON STOCK /
DISPONIBLES EN ALMACÈN

CODE	ITEM	FINISHING	D	V	C	Y	X
2510213040	KGP4140-5032Z	BLACK	50	213	140	97	0
2510215250	KGP3147-5030A	BLACK	50	215	143	48	58
2510223030	KGP3150-5035A	BLACK	50	223	146	75	58

PER QUALSIASI ESIGENZA E RICHIESTA NON ESITATE A CONTATTARE IL
NOSTRO UFFICIO COMMERCIALE.

FOR ANY NEEDING OR REQUEST, DO NOT HESITATE TO CONTACT OUR

SALES OFFICE.




**Fine corsa ammortizzato / Soft cushion /
Final de carrera amortiguado**

DISPONIBILI A MAGAZZINO / READY ON STOCK /
DISPONIBLES EN ALMACÉN

CODE	ITEM	FINISHING	D	V	C	Y	X
2510200050	KGE3116-5030A	CHROME	50	200	116	60	58

PER QUALSIASI ESIGENZA E RICHIESTA NON ESITATE A CONTATTARE IL
NOSTRO UFFICIO COMMERCIALE.
FOR ANY NEEDING OR REQUEST, DO NOT HESITATE TO CONTACT OUR
SALES OFFICE.




**Fine corsa rallentato / Soft landing cylinder /
cilindro de aterrizaje suave**

DISPONIBILI SU ORDINAZIONE / AVAILABLE TO
ORDER / DISPONIBLE PARA PEDIDOS

PER QUALSIASI ESIGENZA E RICHIESTA NON ESITATE A CONTATTARE IL
NOSTRO UFFICIO COMMERCIALE.
FOR ANY NEEDING OR REQUEST, DO NOT HESITATE TO CONTACT OUR
SALES OFFICE.

MECCANISMI E PIASTRE / MECHANISMS AND PLATES / MECANISMOS Y PLACAS





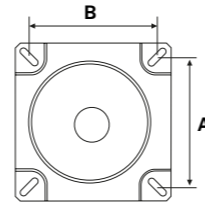
CODE/ITEM: **2006000164 - PIAGI3AUNEBX**

PIASTRA GIREVOLE SP.3 CON AUTORITORNO VERNICIATA NERA IN SCATOLA
SWIVEL PLATE WITH AUTO-RETURN PAINTED MATT BLACK
PLACA GIRATORIA G.3 CON AUTORRETORNO PINTADA DE NEGRO EN CAJA

BOX 8 PCS

MISURE / DIMENSIONS / MEDIDAS

A	B
145	145



CODE/ITEM: **2012000160 - MECCP013**

MECCANISMO CONTATTO PERMANENTE SENZA VOLANTINI
PERMANENT CONTACT MECHANISM WITHOUT HANDWHEEL
MECANISMO CONTACTO PERMANENTE SIN FOLLETOS

BOX 10 PCS

PALLET 500 PCS

A CODE/ITEM: **0145200001 - VL300**
VOLANTINO CORTO FIL. 20 MM
SHORT HANDWHEEL
VOLANTE DE HILO CORTO 20 MM

B CODE/ITEM: **0145300001 - VL306**
VOLANTINO LUNGO FIL. 30 MM
LONG HANDWHEEL
FOLLETO DE HILO LARGO 30 MM



CODE/ITEM: **2006000030 - PIA050NRSL**

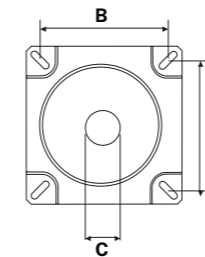
PIASTRA QUADRATA PER SGABELLO VERNICIATA NERA SENZA LEVA
BLACK PAINTED STOOL PLATE WITHOUT LEVER
PLACA CUADRADA PARA TABURETE PINTADA DE NEGRO SIN PALANCA

BOX 20 PCS

PALLET 500 PCS

MISURE / DIMENSIONS / MEDIDAS

A	B	C
145	145	27



CODE/ITEM: **2012000020 - MECCP012**

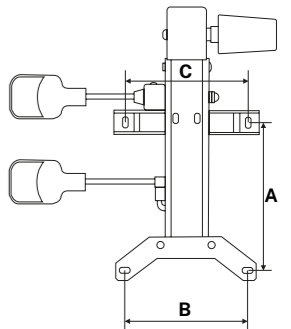
MECCANISMO CONTATTO PERMANENTE 2 LEVE QUADRATE
PERMANENT CONTACT MECHANISM WITH 2 LEVERS
MECANISMO CONTACTO PERMANENTE CON 2 PALANCAS

BOX 10 PCS

PALLET 240 PCS

MISURE / DIMENSIONS / MEDIDAS

A	B	C
200	170	170



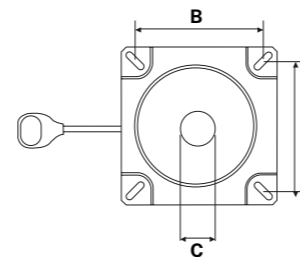
CODE/ITEM: **2006000020 - PIA050NR**

PIASTRA QUADRATA PER SGABELLO VERNICIATA NERA CON LEVA
BLACK PAINTED STOOL PLATE WITH LEVER
PLACA CUADRADA PARA TABURETE PINTADA DE NEGRO CON PALANCA
BOX 25 PCS

PALLET 500 PCS

MISURE / DIMENSIONS / MEDIDAS

A	B	C
145	145	27



CODE/ITEM: **2012000110 - MECCP026**

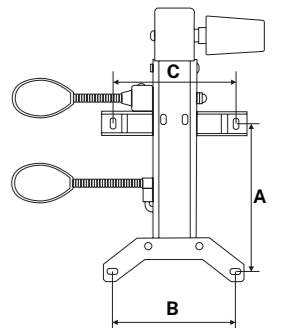
MECCANISMO CONTATTO PERMANENTE 2 LEVE TONDE
PERMANENT CONTACT MECHANISM WITH 2 LEVERS
MECANISMO DE CONTACTO PERMANENTE 2 PALANCAS REDONDAS

BOX 10 PCS

PALLET 360 PCS

MISURE / DIMENSIONS / MEDIDAS

A	B	C
200	170	170



CODE/ITEM: **2006500060 - PIADATT01**

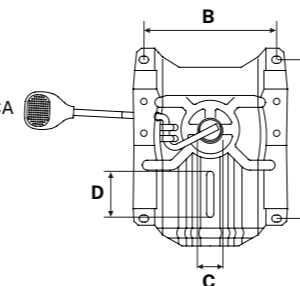
PIASTRA PER DATTOLO SP.2,5MM CON LEVA
BLACK VERNISH PLATE FOR SWIVEL CHAIR SP. 2,5MM WITH LEVER
PLACA PARA SILLA GIRATORIA SP. 2,5MM PINTADA DE NEGRO CON PALANCA

BOX 20 PCS

PALLET 600 PCS

MISURE / DIMENSIONS / MEDIDAS

A	B	C	D
200	167	40	52



CODE/ITEM: **2011000040 - MECSY010LF**

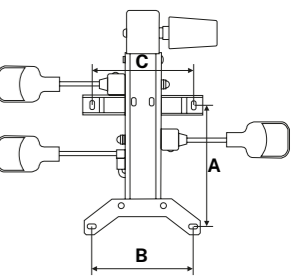
MECCANISMO ASYNCRO 3 LEVE
ASYNCRO MECHANISM WITH 3 LEVERS
ASYNCRO 3 LEVER MECANISMO

BOX 8 PCS

PALLET 176 PCS

MISURE / DIMENSIONS / MEDIDAS

A	B	C
200	170	170





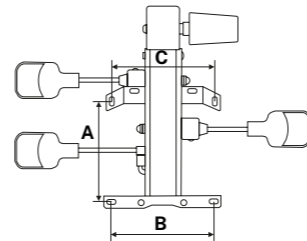
CODE/ITEM: 2011000070 - MECSY029

MECCANISMO ASYNCHRO 3 LEVE QUADRATE CON TENSIONATORE
ASYNCHRO MECHANISM 3 LEVERS WITH TENSION CONTROL
MECANISMO ASINCR0 3 PALANCAS CUADRADAS CON TENSOR

BOX 4 PCS PALLET 120 PCS

MISURE / DIMENSIONS / MEDIDAS

A	B	C
200	170	170



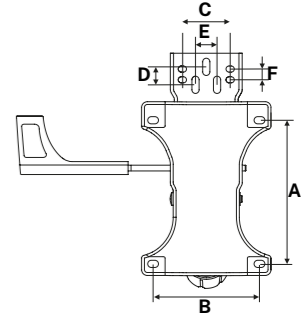
CODE/ITEM: 2015400010 - MECSY020

MECCANISMO SYNCRO 4 BLOCCHI CON TENSIONATORE
SYNCHRO MECHANISM WITH TENSION CONTROL 4 POSITION LOCKING
MECANISMO SINCR0 DE 4 BLOQUES CON TENSOR

BOX 8 PCS

MISURE / DIMENSIONS / MEDIDAS

A	B	C	D	E	F
200	153	30	25	67	15



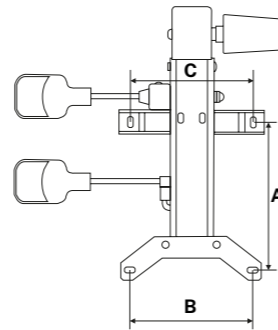
CODE/ITEM: 2015002050 - MECSY022

MECCANISMO SYNCRO 2 LEVE QUADRATE
SYNCHRO MECHANISM 2 SQUARED LEVERS
MECANISMO SINCR0 2 PALANCAS CUADRADAS

BOX 8 PCS PALLET 192 PCS

MISURE / DIMENSIONS / MEDIDAS

A	B	C
200	170	170



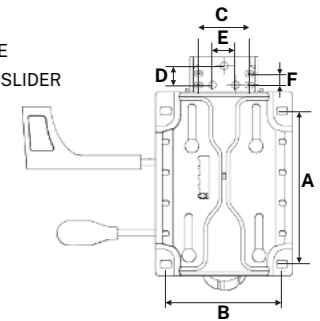
CODE/ITEM: 2015400015 - MECSY020S

MECCANISMO SYNCRO 4 BLOCCHI CON TENSIONATORE & TRASLATORE
4 POS. LOCKING SYNCHRO MECHANISM WITH TENSION CONTROL & SEAT SLIDER
MECANISMO SINCR0 DE 4 BLOQUES CON TENSOR Y TRASLADOR

BOX 8 PCS

MISURE / DIMENSIONS / MEDIDAS

A	B	C	D	E	F
200	152	30	25	66,5	15



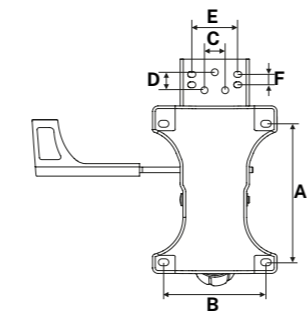
CODE/ITEM: 2015300020 - MECSY012

MECCANISMO SYNCRO 3 BLOCCHI CON TENSIONATORE
SYNCHRO MECHANISM WITH TENSION CONTROL 3 POSITION LOCKING
MECANISMO SINCR0 CON CONTROL DE TENSIÓN BLOQUEO DE 3 POSICIONES

BOX 8 PCS

MISURE / DIMENSIONS / MEDIDAS

A	B	C	D	E	F
200	153	30	25	67	15



CODE/ITEM: 2015400101 - MECSY003PL

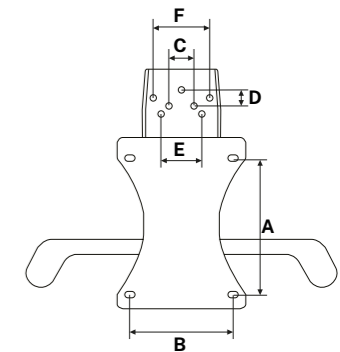
MECCANISMO SYNCRO 4 POSIZIONI CON TENSIONATORE
SYNCHRO MECHANISM WITH TENSION CONTROL & 4 LOCKING POS.
MECANISMO SINCR0 4 POSICIONES CON TENSOR DE INCLINACIÓN

BOX 4 PCS

PALLET 280 PCS

MISURE / DIMENSIONS / MEDIDAS

A	B	C	D	E	F
200	152	30	24	58	70



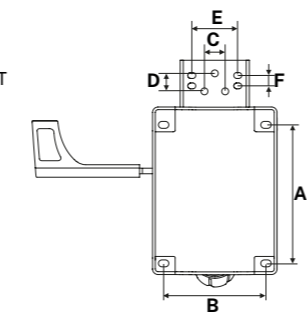
CODE/ITEM: 2015300021 - MECSY012S

MECCANISMO SYNCRO 3 BLOCCHI CON TENSIONATORE E TRASLATORE
SYNCHRO MECHANISM WITH TENSION CONTROL 3 POSITION LOCKING AND SEAT SLIDE
MECANISMO SINCR0 3 BLOQUES CON TENSOR Y TRASLADOR

BOX 8 PCS

MISURE / DIMENSIONS / MEDIDAS

A	B	C	D	E	F
200	153	30	25	67	15



CODE/ITEM: 2015400004 - MECSY200

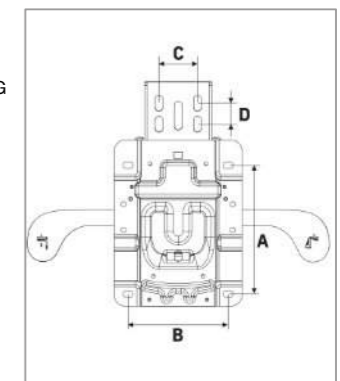
MECC. SYNCRO 4 POSIZIONI CON TENSIONATORE
SYNCHRO MECHANISM WITH TENSION CONTROL 4 POSITIONS LOCKING
MECC. SINCR0 4 POSICIONES CON TENSOR DE INCLINACIÓN DIFERENTE

BOX 4 PCS

PALLET 240 PCS

MISURE / DIMENSIONS / MEDIDAS

A	B	C	D
200	155	60	35





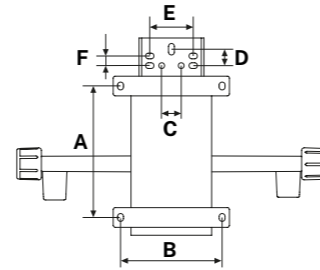
CODE/ITEM: **2015002030 - MECSY007**

MECCANISMO SYNCRO 4 BLOCCHI CON TENSIONATORE
 SYNCHRO MECHANISM WITH TENSION CONTROL 4 POSITION LOCKING
 MECANISMO SINCRO PESO 4 BLOQUES CON TENSOR

BOX 4 PCS PALLET 144 PCS

MISURE / DIMENSIONS / MEDIDAS

A	B	C	D	E	F
200	155	30	25	67	15



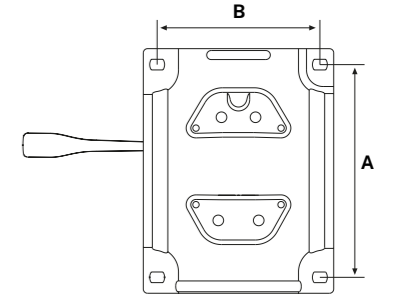
CODE/ITEM: **2014000160 - MECOSKONAAL**

MECCANISMO OSCILLANTE 3°, BLOCCABILE 1 POSIZIONE
 MOD. KONA ALLUMINIO LUCIDO
 3° TILTING MECHANISM WITH 1 LOCK POSITION
 KONA POLISHED ALUMINUM
 MECANISMO OSCILANTE 3° BLOQUEABLE EN 1 POSICIÓN
 KONA ALUMINIO PULIDO

BOX 12 PCS

MISURE / DIMENSIONS / MEDIDAS

A	B
200	153



CODE/ITEM: **2015400030 - MECSY007S**

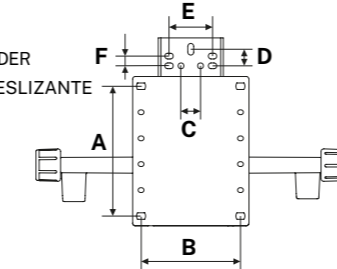
MECCANISMO SYNCRO 4 BLOCCHI CON TENSIONATORE E SLITTA SEDILE
 SYNCHRO MECHANISM WITH TENSION CONTROL 4 POSITION LOCKING WITH SLIDER
 MECANISMO DE PESAJE DE 4 BLOQUES SYNCRO CON TENSOR Y ASIENTO DESLIZANTE

BOX 4 PCS

PALLET 144 PCS

MISURE / DIMENSIONS / MEDIDAS

A	B	C	D	E	F
200	153	30	25	67	15



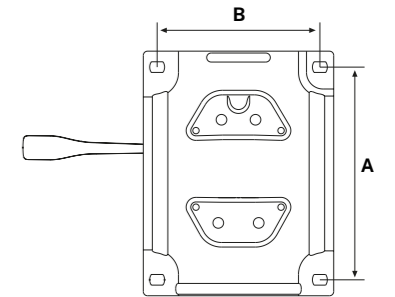
CODE/ITEM: **2014000159 - MECOSKONANE**

MECCANISMO OSCILLANTE 3°, BLOCCABILE 1 POSIZIONE
 KONA VERNICIATO NERO
 3° TILTING MECHANISM WITH 1 LOCK POSITION
 KONA PAINTED BLACK
 MECANISMO OSCILANTE 3° BLOQUEABLE EN 1 POSICIÓN
 KONA PINTADO NEGRO

BOX 12 PCS

MISURE / DIMENSIONS / MEDIDAS

A	B
200	153



CODE/ITEM: **2015400025 - MECSY008L**

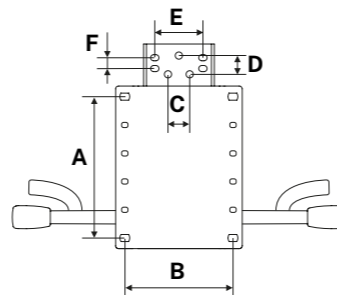
MECCANISMO SYNCRO 2 LEVE 4 BLOCCHI CON TRASLATORE
 SYNCHRO MECHANISM WITH SEAT SLIDE 4 POSITION LOCKING
 MECANISMO SINCRO 2 PALANCAS 4 BLOQUES CON TRADUCTOR

BOX 4 PCS

PALLET 104 PCS

MISURE / DIMENSIONS / MEDIDAS

A	B	C	D	E	F
200	152	30	25	67	15



CODE/ITEM: **2013000040 - MECFU002**

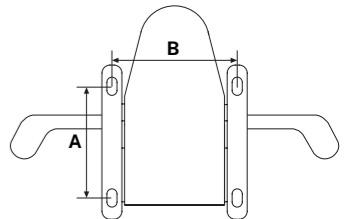
MECCANISMO FULCRO AVANZATO 5 POSIZIONI CON TENSIONATORE
 ADVANCED TILTING POINT MECHANISM 5 POSITION LOCKING
 MECANISMO FULCRUM AVANZADO DE 5 POSICIONES CON TENSOR

BOX 4 PCS

PALLET 168 PCS

MISURE / DIMENSIONS / MEDIDAS

A	B
200	200



CODE/ITEM: **2014000010 - MECOS026**

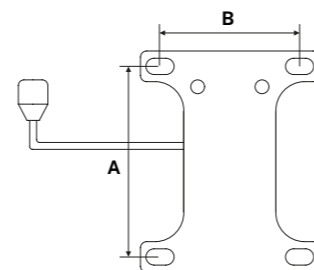
MECCANISMO OSCILLANTE 1 POSIZIONE CON TENSIONATORE
 TILTING MECHANISM WITH TENSION CONTROL 1 POSITION LOCKING
 MECANISMO OSCILANTE 1 POSICIÓN CON TENSOR

BOX 12 PCS

PALLET 240 PCS

MISURE / DIMENSIONS / MEDIDAS

A	B
200	153



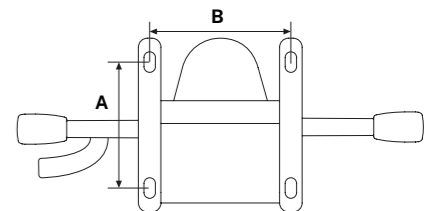
CODE/ITEM: **2013000010 - MECFU014**

MECCANISMO FULCRO AVANZATO 4 POSIZIONI
 ADVANCED TILTING POINT MECHANISM 4 POSITION LOCKING
 MECANISMO DE FULCRUM AVANZADO DE 4 POSICIONES

BOX 4 PCS

MISURE / DIMENSIONS / MEDIDAS

A	B
200	200





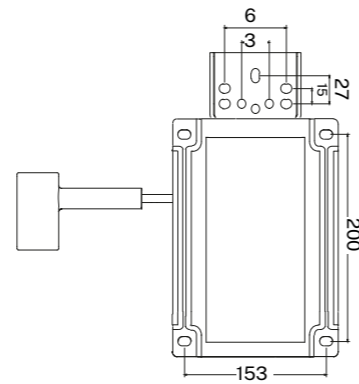
CODE/ITEM: 2015002052- MECSY026

MECCANISMO SYNCRO AUTO PESANTE, 4 POSIZIONI DI BLOCCO
HEAVY AUTO SYNCHRO MECHANISM, 4 LOCKING POSITIONS
PESADO MECANISMO DE SINCRONIZACIÓN AUTOMÁTICA, 4 POSICIONES DE BLOQUEO

BOX 8 PCS

MISURE / DIMENSIONS / MEDIDAS

A	B
200	153



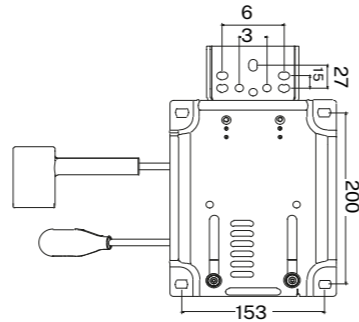
CODE/ITEM: 2015002054 - MECSY026S

MECCANISMO SYNCRO 2 LEVE CON AUTOPESANTE E SLITTA
SYNCHRO 2 LEVER MECHANISM WITH SCALE AND SLIDE
MECANISMO SYNCRO 2 PALANCAS CON ESCALA Y CORREDERA

BOX 12 PCS

MISURE / DIMENSIONS / MEDIDAS

A	B
200	153



CODE/ITEM: 2015500060 - MECSY015

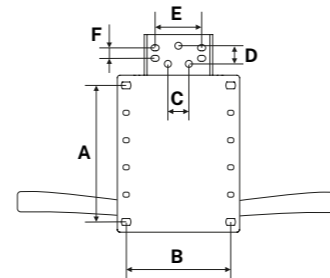
MECCANISMO SYNCRO 5 POSIZIONI CON AUTOPESANTE
SELF BALANCING SYNCHRO MECHANISM 5 POSITION
LOCKING
MECANISMO SINCRONIZADO DE 5 POSICIONES CON ESCALA

BOX 4 PCS

PALLET 240 PCS

MISURE / DIMENSIONS / MEDIDAS

A	B	C	D	E	F
200	155	30	25	67	15



CODE/ITEM: 2015400150 - MECSY037

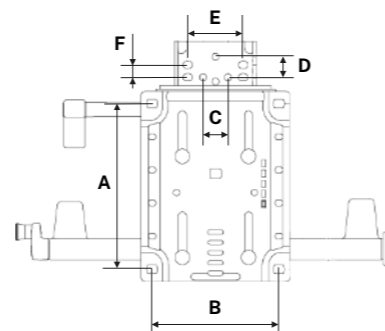
MECCANISMO SYNCRO 5 POS., REGOLATORE TENSIONE
LATERALE E SLITTA SEDILE
5-POSITION SYNCHRO MECHANISM, SIDE TENSION
REGULATOR AND SEAT SLIDE
MECANISMO SINCRONIZADO 5 POSICIONES, REGULADOR DE
TENSION LATERAL Y DESLIZAMIENTO DEL ASIENTO

BOX 4 PCS

PALLET 120 PCS

MISURE / DIMENSIONS / MEDIDAS

A	B	C	D	E	F
200	155	30	25	67	15



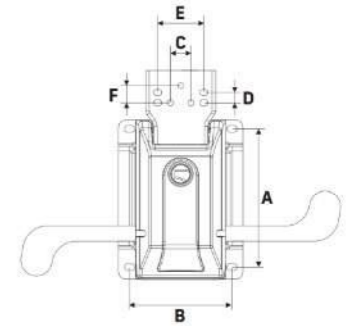
CODE/ITEM: 2015001024 - MECSY090

MECCANISMO AUTOPESANTE CON 4 BLOCCHI.
SELF-WEIGHTING MECHANISM WITH 4 BLOCKS.
MECANISMO DE AUTOPESO CON 4 BLOQUES.

BOX 6 PCS

MISURE / DIMENSIONS / MEDIDAS

A	B	C	D	E	F
200	150	30	15	67	25



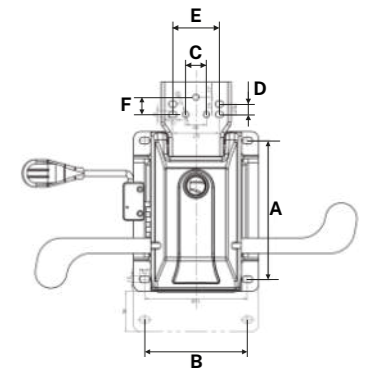
CODE/ITEM: 2015001001 - MECSY090/S

MECCANISMO AUTOPESANTE CON 4 BLOCCHI & TRASLATORE
SELF-WEIGHTING MECHANISM WITH 4 BLOCKS & SEAT SLIDER.
MECANISMO DE AUTOPESO CON 4 BLOQUES Y TRASLADOR.

BOX 6 PCS

MISURE / DIMENSIONS / MEDIDAS

A	B	C	D	E	F
200	150	30	15	67	25



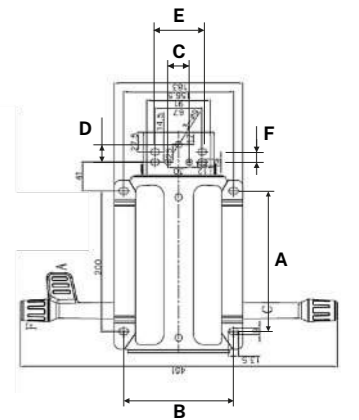
CODE/ITEM: 2015400002 - MECSY080

MECCANISMO SYNCRO ANTISHOCK CON 8 REGOLAZIONI
SCHIENALE (4 BLOCCO + 4 TENSIONE).
SYNCHRO ANTI-SHOCK MECHANISM WITH 8 BACKREST
ADJUSTMENTS (4 LOCK + 4 TENSION).
MECANISMO SINCRONIZADO CON 8 AJUSTES DE RESPALDO
(4 BLOQUEO + 4 TENSION).

BOX 4 PCS

MISURE / DIMENSIONS / MEDIDAS

A	B	C	D	E	F
200	156.5	30	25	67	14.5



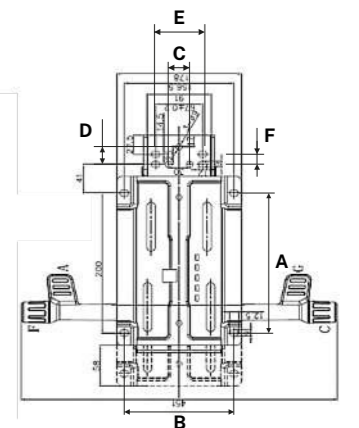
CODE/ITEM: 2015400001 - MECSY080/S

MECCANISMO SYNCRO ANTISHOCK CON 8 REGOLAZIONI
SCHIENALE (4 BLOCCO + 4 TENSIONE) & SLITTA SEDILE.
SYNCHRO ANTI-SHOCK MECHANISM WITH 8 BACKREST
ADJUSTMENTS (4 LOCK + 4 TENSION) & SEAT SLIDE.
MECANISMO SINCRONIZADO CON 8 AJUSTES DE RESPALDO
(4 BLOQUEO + 4 TENSION) Y TRASLADOR DEL ASIENTO.

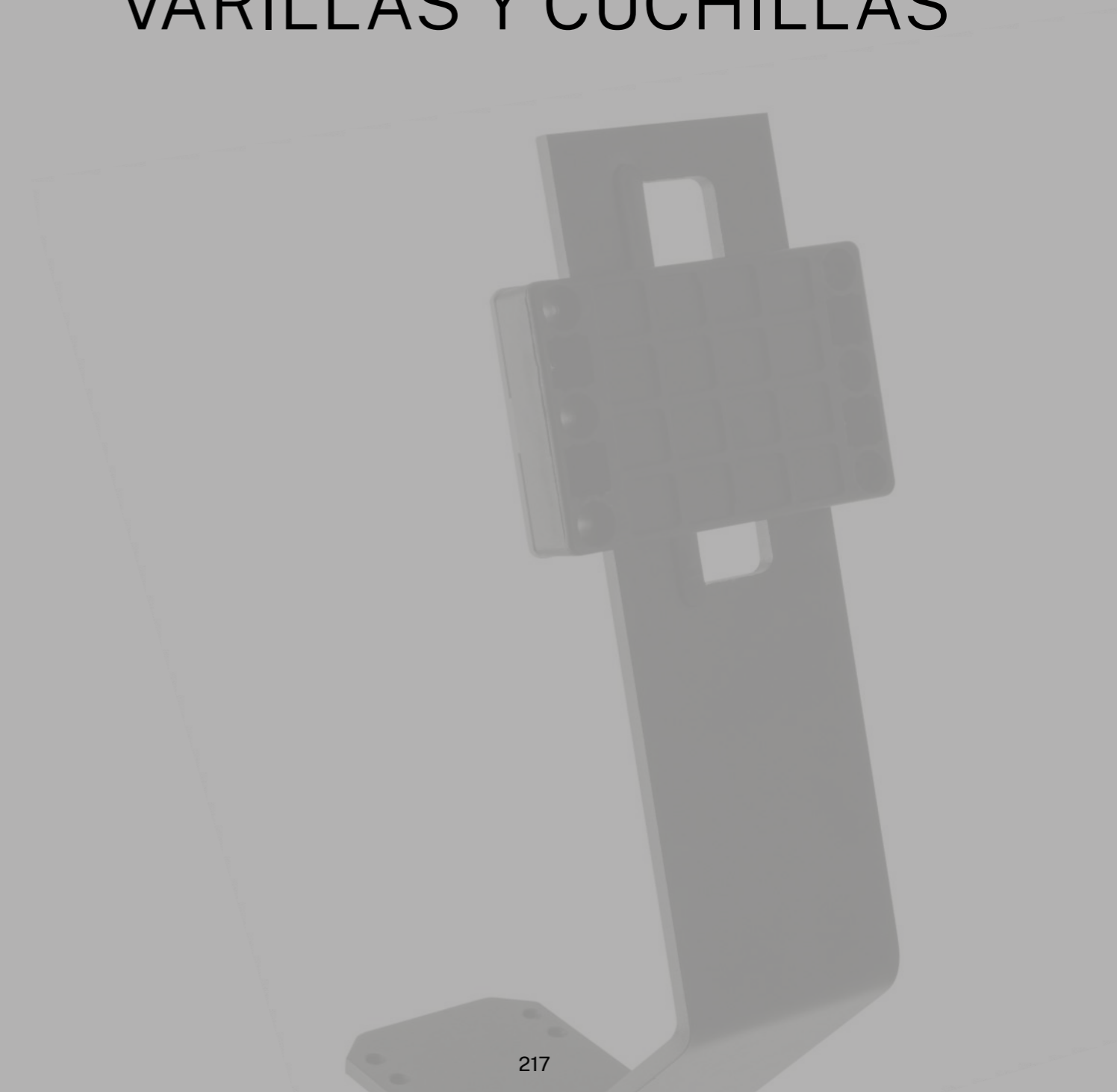
BOX 4 PCS

MISURE / DIMENSIONS / MEDIDAS

A	B	C	D	E	F
200	156.5	30	25	67	14.5



ASTE E LAME /
RODS AND BLADES /
VARILLAS Y CUCHILLAS



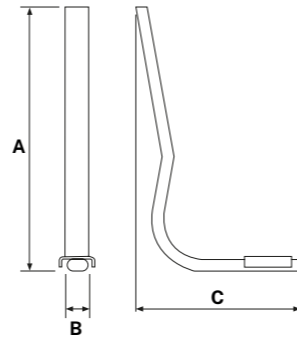


CODE/ITEM: 2001000850 - ASTAOV
 ASTA/OVALINA CON CAVALLOTTO NERA
 BACKBAR FOR CHAIRS
 VARILLA CON PATADA NEGRA

BOX 30 PCS

MISURE / DIMENSIONS / MEDIDAS

A	B	C
330	30	205

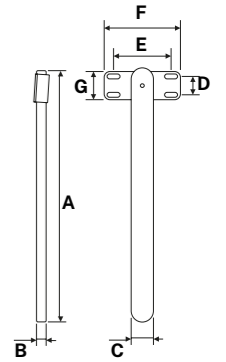


CODE/ITEM: 2001139701 - ASTAMD3970B
 ASTA PER MECCANISMO CON PLACCA SALDATA
 POSTERIORMENTE
 BACK BAR WITH WELDED FIXING PLATE
 VARILLA TRASERA CON PLACA DE FIJACIÓN SOLDADA

BOX 30 PCS

MISURE / DIMENSIONS / MEDIDAS

A	B	C	D	E	F	G
415	15	34	30	90	118	46

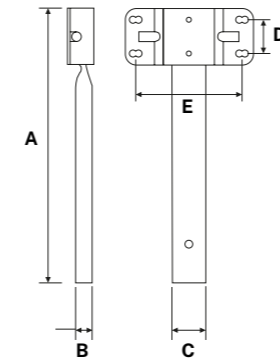


CODE/ITEM: 2001000700 - ASTACP007
 ASTA PER CONTATTO PERMANENTE
 BACK BAR FOR PERMANENT CONTACT
 VARILLA PARA CONTACTO PERMANENTE

BOX 50 PCS

MISURE / DIMENSIONS / MEDIDAS

A	B	C	D	E
250	15	30	30	90

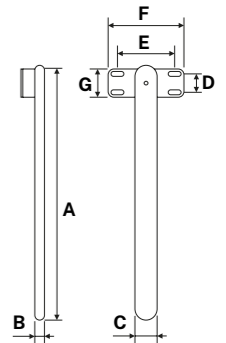


CODE/ITEM: 2001139702 - ASTAMD3970C
 ASTA PER MECCANISMO CON PLACCA SALDATA
 ANTERIORMENTE
 BACK BAR WITH WELDED FIXING PLATE
 VARILLA TRASERA CON PLACA DE FIJACIÓN SOLDADA

BOX 30 PCS

MISURE / DIMENSIONS / MEDIDAS

A	B	C	D	E	F	G
415	15	34	30	90	118	46

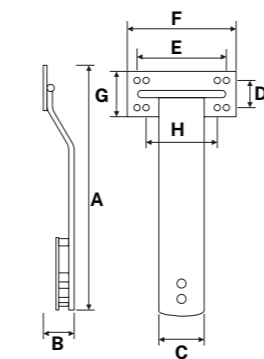


CODE/ITEM: 2001192600 - ASTAMD926DZ
 ASTA PER MECCANISMO MECSY029
 BACK BAR FOR MECSY011 MECHANISM
 VARILLA PARA MECANISMO MECSY029

BOX 20 PCS

MISURE / DIMENSIONS / MEDIDAS

A	B	C	D	E	F	G	H
270	34	50	30	100	120	50	80

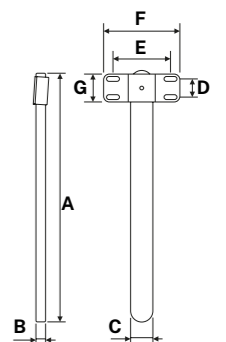


CODE/ITEM: 2001139705 - ASTAMD3970MOD
 ASTA PER MECCANISMO CON PLACCA SALDATA
 ANTERIORMENTE
 BACK BAR WITH WELDED FIXING PLATE
 VARILLA PARA MECANISMO CON PLACA FRONTAL SOLDADA

BOX 30 PCS

MISURE / DIMENSIONS / MEDIDAS

A	B	C	D	E	F	G
530	16	34	30	90	118	46



CODE/ITEM: 2001130050 - ASTAMD3005
 ASTA PER MECCANISMO CON TONDINO SALDATO
 FIXED BACK BAR WITH FIXING CYLINDER
 VARILLA PARA MECANISMO CON VARILLA SOLDADA

BOX 50 PCS

MISURE / DIMENSIONS / MEDIDAS

A	B	C
430	35	95



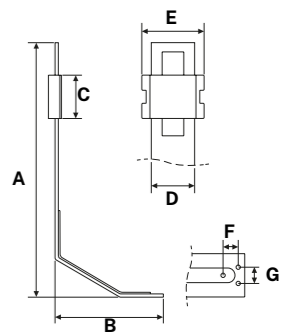
CODE/ITEM: 2001000800 - ASTAKFIX
 ASTA FISSA MODELLO "K"
 FIXED BACK BAR MODEL "K"
 VARILLA FIJA MODELLO "K"

BOX 10 PCS

PALLET 400 PCS

MISURE / DIMENSIONS / MEDIDAS

A	B	C	D	E	F	G
480	200	80	80	115	28	30





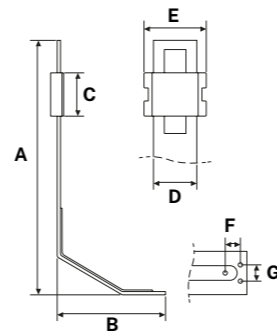
CODE/ITEM: 2001000110 - ASTAKO

LAMA UP & DOWN MODELLO "K" VERSIONE CORTA
UP & DOWN BACK BAR MODEL "K" LOW VERSION
UP & DOWN CUCHILLA MODELO "K" VERSIÓN CORTA

BOX 7 PCS

MISURE / DIMENSIONS / MEDIDAS

A	B	C	D	E	F	G
450	200	80	80	115	28	30



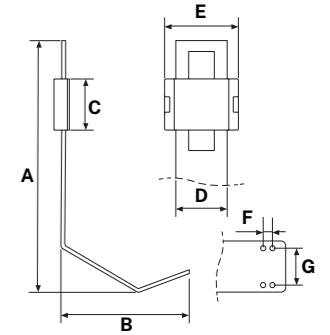
CODE/ITEM: 2005000550 - LAMABEANE

LAMA UP & DOWN MODELLO "BEA"
UP&DOWN BACKBAR MODEL "BEA"
MODELO "BEA" CUCHILLA UP & DOWN

BOX 10 PCS

MISURE / DIMENSIONS / MEDIDAS

A	B	C	D	E	F	G
320	180	80	80	115	25	65



CODE/ITEM: 2001000140 - ASTAKIN-O

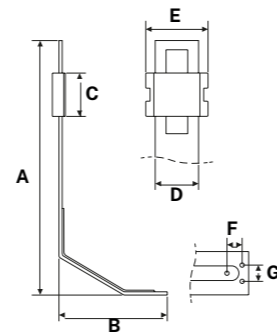
LAMA UP DOWN MODELLO "K"
UP&DOWN BACK BAR MODEL "K"
MODELO "K" CUCHILLA UP & DOWN

BOX 5 PCS

PALLET 200 PCS

MISURE / DIMENSIONS / MEDIDAS

A	B	C	D	E	F	G
480	200	80	80	115	28	30



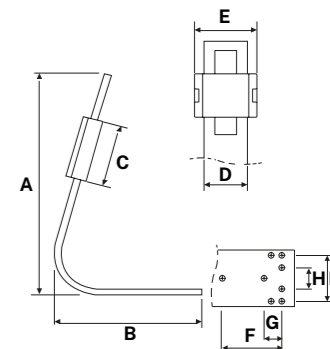
CODE/ITEM: 2005000100 - LAMAHK

LAMA UP&DOWN MODELLO "HIGH KLASS"
UP&DOWN BACKBAR MODEL "HIGH KLASS"
CUCHILLA UP & DOWN MODELLO "HIGH KLASS"

BOX 13 PCS

MISURE / DIMENSIONS / MEDIDAS

A	B	C	D	E	F	G	H	I
290	180	80	80	115	85	25	30	65



CODE/ITEM: (A) 2001000535 - ASTAQUEEN

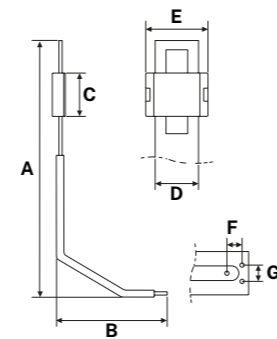
ASTA PER MECCANISMO MODELLO "Q"
BACKBAR FOR MODEL "Q" UP/DOWN VERSION
VARILLA PARA MECANISMO MODELLO "Q"

BOX 5 PCS

PALLET 200 PCS

MISURE / DIMENSIONS / MEDIDAS

A	B	C	D	E	F	G
470	225	80	80	115	28	30



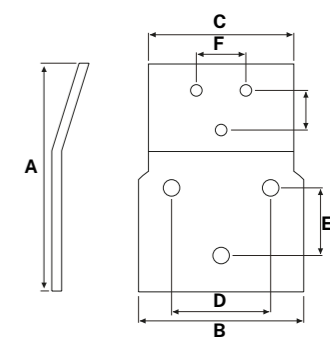
CODE/ITEM: 2005000401 - LAMAGIUNE

LAMA MOD. GIULIA VERNICIATA NERA
BLACK BACKBAR MOD. GIULIA
CUCHILLA MOD. GIULIA PINTADA EN NEGRO

BOX 13 PCS

MISURE / DIMENSIONS / MEDIDAS

A	B	C	D	E	F	G
138	100	88	60	35	30	25



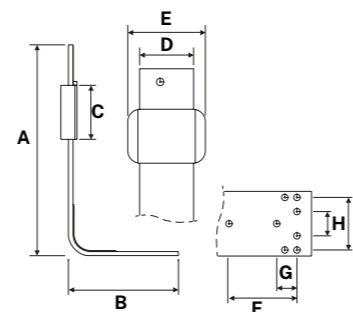
CODE/ITEM: 2001196105 - ASTAMD9610M

ASTA PER MECCANISMO MD9610 MODIFICATA
BACKBAR FOR MECHANISM MD9610 MODIFY
VARILLA PARA MECANISMO MD9610 MODIFICADO

BOX 10 PCS

MISURE / DIMENSIONS / MEDIDAS

A	B	C	D	E	F	G	H	I
435	160	80	80	115	85	25	30	65



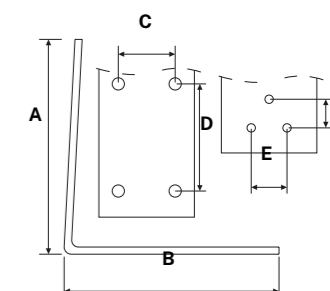
CODE/ITEM: 2001000400 - ASTAMATRIX

ASTA FISSA MODELLO "MATRIX"
BACKBAR MODEL "MATRIX"
VARILLA FIJA MODELLO "MATRIX"

BOX 15 PCS

MISURE / DIMENSIONS / MEDIDAS

A	B	C	D	E	F
180	180	47	90	30	24



**COPRILAMA E SOFFIETTI /
COVERS AND BELLOWS /
CUBIERTAS Y FUELLES**





CODE/ITEM: 4580100300 - SFTELESC

SOFFIETTO TELESCOPICO 3 STADI NERO
TELESCOPIC BELLOW 3 STAGES BLACK
FUELLE TELESCÓPICO 3 ETAPAS NEGRO

BOX 100 PCS **PALLET** 2400 PCS

MISURE / DIMENSIONS / MEDIDAS

ALTEZZA MIN/MIN HEIGHT/ALTURA MÍNIMA:115MM
ALTEZZA MAX/MAX HEIGHT/ALTURA MÁXIMA: 340MM



CODE/ITEM: 4580100303 - SFTELESCGR

SOFFIETTO TELESCOPICO 3 STADI GRIGIO
TELESCOPIC BELLOW 3 STAGES GREY
FUELLE TELESCÓPICO DE 3 ETAPAS GRIS

BOX 180 PCS

MISURE / DIMENSIONS / MEDIDAS

ALTEZZA MIN/MIN HEIGHT/ALTURA MÍNIMA:115MM
ALTEZZA MAX/MAX HEIGHT/ALTURA MÁXIMA: 340MM



CODE/ITEM: 4580100302 - SFTELESCBI

SOFFIETTO TELESCOPICO 3 STADI BIANCO
TELESCOPIC BELLOW 3 STAGES WHITE
FUELLE TELESCÓPICO 3 ETAPAS BLANCO

BOX 180 PCS

MISURE / DIMENSIONS / MEDIDAS

ALTEZZA MIN/MIN HEIGHT/ALTURA MÍNIMA:115MM
ALTEZZA MAX/MAX HEIGHT/ALTURA MÁXIMA: 340MM



CODE/ITEM: 4580101100 - SFTELESC4ST

SOFFIETTO TELESCOPICO 4 STADI
TELESCOPIC BELLOW 4 STAGES
FUELLE TELESCÓPICO DE 4 ETAPAS

BOX 180 PCS

MISURE / DIMENSIONS / MEDIDAS

ALTEZZA MIN/MIN HEIGHT/ALTURA MÍNIMA: 95MM
ALTEZZA MAX/MAX HEIGHT/ALTURA MÁXIMA: 295MM



CODE/ITEM: 4580000140 - SFTCK

SOFFIETTO COPRIASTA MODELLO "CK"
BACKBAR COVER MODEL "CK"
FUELLE DE VARILLA MODELO "CK"

BOX 90 PCS

MISURE / DIMENSIONS / MEDIDAS

LARGHEZZA/WIDTH/ANCHO: 125MM
ALTEZZA/HEIGHT/ALTURA: 335MM



CODE/ITEM: 4580000150 - SFTCK1

SOFFIETTO COPRIASTA MODELLO "CK"
BACKBAR COVER MODEL "CK"
FUELLE DE VARILLA MODELO "CK"

BOX 80 PCS

MISURE / DIMENSIONS / MEDIDAS

LARGHEZZA/WIDTH/ANCHO: 330MM
ALTEZZA/HEIGHT/ALTURA: 95MM



CODE/ITEM: 45800001010 - SFTC/LEV

SOFFIETTO NERO PER CONTATTO PERMANENTE MODELLO "K"
BLACK BACKBAR COVER MODEL "K"
FUELLE NEGRO PARA CONTACTO PERMANENTE MODELO "K"

BOX 80 PCS

MISURE / DIMENSIONS / MEDIDAS

LARGHEZZA/WIDTH/ANCHO: 160MM
ALTEZZA/HEIGHT/ALTURA: 300MM



CODE/ITEM: 4580000753 - SFTC/LEVGR

SOFFIETTO GRIGIO PER CONTATTO PERMANENTE MODELLO "K"
GREY BACKBAR COVER MODEL "K"
FUELLE GRIS PARA CONTACTO PERMANENTE MODELO "K"

BOX 80 PCS

MISURE / DIMENSIONS / MEDIDAS

LARGHEZZA/WIDTH/ANCHO: 160MM
ALTEZZA/HEIGHT/ALTURA: 300MM




CODE/ITEM: 4580000752 - SFTC/LEVBI
 SOFFIETTO BIANCO PER CONTATTO PERMANENTE MODELLO "K"
 WHITE BACKBAR COVER MODEL "K"
 FUELLE BLANCO PARA CONTACTO PERMANENTE MODELO "K"

BOX 80 PCS

MISURE / DIMENSIONS / MEDIDAS

LARGHEZZA/WIDTH/ ANCHO: 160MM
 ALTEZZA/HEIGHT/ALTURA: 300MM



CODE/ITEM: 4580000251 - SFQN
 SOFFIETTO COPRILAMA NERO MODELLO "Q"
 BLACK BACKBAR COVER MODEL "Q"
 FUELLE TAPA CUCHILLA NEGRA MODELO "Q"

BOX 20 PCS

MISURE / DIMENSIONS / MEDIDAS

LARGHEZZA/WIDTH/ANCHO: 160MM
 ALTEZZA/HEIGHT/ALTURA: 290MM




CODE/ITEM: 4580000221 - SFKN
 SOFFIETTO COPRILAMA NERO MODELLO "K"
 BLACK BACKBAR COVER FOR MODEL "K"
 FUELLE TAPA CUCHILLA NEGRA MODELO "K"

BOX 20 PCS

MISURE / DIMENSIONS / MEDIDAS

LARGHEZZA/WIDTH/ANCHO: 160MM
 ALTEZZA/HEIGHT/ALTURA: 290MM



CODE/ITEM: 4580000253 - SFQGR
 SOFFIETTO COPRILAMA GRIGIO MODELLO "Q"
 GREY BACKBAR COVER MODEL "Q"
 FUELLE TAPA CUCHILLA GRIS MODELO "Q"

BOX 20 PCS

MISURE / DIMENSIONS / MEDIDAS

LARGHEZZA/WIDTH/ANCHO: 160MM
 ALTEZZA/HEIGHT/ALTURA: 290MM



CODE/ITEM: 4580000223 - SFKGR
 SOFFIETTO COPRILAMA GRIGIO MODELLO "K"
 GREY BACKBAR COVER FOR MODEL "K"
 FUELLE TAPA CUCHILLA GRIS MODELO "K"

BOX 20 PCS

MISURE / DIMENSIONS / MEDIDAS

LARGHEZZA/WIDTH/ANCHO: 160MM
 ALTEZZA/HEIGHT/ALTURA: 290MM



CODE/ITEM: 4580000252 - SFQBI
 SOFFIETTO COPRILAMA BIANCO MODELLO "Q"
 WHITE BACKBAR COVER MODEL "Q"
 FUELLE CUBIERTA CUCHILLA BLANCA MODELO "Q"

BOX 20 PCS

MISURE / DIMENSIONS / MEDIDAS

LARGHEZZA/WIDTH/ANCHO: 160MM
 ALTEZZA/HEIGHT/ALTURA: 290MM



CODE/ITEM: 4580000222 - SFKBI
 SOFFIETTO COPRILAMA BIANCO MODELLO "K"
 WHITE BACKBAR COVER FOR MODEL "K"
 FUELLE TAPA CUCHILLA BLANCO MODELO "K"

BOX 20 PCS

MISURE / DIMENSIONS / MEDIDAS

LARGHEZZA/WIDTH/ANCHO: 160MM
 ALTEZZA/HEIGHT/ALTURA: 290MM



CODE/ITEM: 4580000401 - SOFBEANE
 SOFFIETTO COPRILAMA NERO MODELLO "BEA"
 BLACK BACKBAR COVER MODEL "BEA"
 FUELLE TAPA CUCHILLA NEGRA MODELO "BEA"

BOX 20 PCS

MISURE / DIMENSIONS / MEDIDAS

LARGHEZZA/WIDTH/ANCHO: 160MM
 ALTEZZA/HEIGHT/ALTURA: 280MM



CODE/ITEM: 4580000800 - SFT002SUP
 SOFFIETTO SUPERIORE LARGHEZZA 100 MM
 BLACK BACK BAR COVER UPPER PART WIDTH 100 MM
 FUELLE SUPERIOR ANCHO 100 MM

BOX 200 PCS

MISURE / DIMENSIONS / MEDIDAS
 LARGHEZZA/WIDTH/ANCHO: 100MM
 ALTEZZA/HEIGHT/ALTURA: 175MM



CODE/ITEM: 4580000850 - SFT004SUP
 SOFFIETTO SUPERIORE LARGHEZZA 95MM
 BLACK BACK BAR COVER UPPER PART WIDTH 95MM
 FUELLE SUPERIOR ANCHO 95MM

BOX 200 PCS

MISURE / DIMENSIONS / MEDIDAS
 LARGHEZZA/WIDTH/ANCHO: 95MM
 ALTEZZA/HEIGHT/ALTURA: 200MM



CODE/ITEM: 4580000650 - SFT00VINF
 SOFFIETTO PARTE INFERIORE
 BLACK BACK BAR COVER LOWER PART
 FUELLE PARTE INFERIOR

BOX 150 PCS

PALLET 1200 PCS

MISURE / DIMENSIONS / MEDIDAS
 LARGHEZZA/WIDTH/ANCHO: 450MM
 ALTEZZA/HEIGHT/ALTURA: 375MM



CODE/ITEM: 4580000650 - SFT00VINF
 SOFFIETTO PARTE INFERIORE
 BLACK BACK BAR COVER LOWER PART
 FUELLE PARTE INFERIOR

BOX 150 PCS

PALLET 1200 PCS

MISURE / DIMENSIONS / MEDIDAS
 LARGHEZZA/WIDTH/ANCHO: 80MM
 ALTEZZA/HEIGHT/ALTURA: 170MM



CODE/ITEM: 4580010070 - SFT003SUP
 SOFFIETTO SUPERIORE LARGHEZZA 75MM
 BLACK BACK BAR COVER UPPER PART WIDTH 75MM
 FUELLE SUPERIOR ANCHO 75MM

BOX 280 PCS

MISURE / DIMENSIONS / MEDIDAS
 LARGHEZZA/WIDTH/ANCHO: 75MM
 ALTEZZA/HEIGHT/ALTURA: 160MM



CODE/ITEM: 4580001060 - SFT005SUP
 SOFFIETTO SUPERIORE LARGHEZZA 80MM
 BLACK BACK BAR COVER UPPER PART WIDTH 80MM
 FUELLE SUPERIOR ANCHO 80MM

BOX 270 PCS

MISURE / DIMENSIONS / MEDIDAS
 LARGHEZZA/WIDTH/ANCHO: 100MM
 ALTEZZA/HEIGHT/ALTURA: 130MM



CODE/ITEM: 4580000650 - SFT00VINF
 SOFFIETTO PARTE INFERIORE
 BLACK BACK BAR COVER LOWER PART
 FUELLE PARTE INFERIOR

BOX 150 PCS

PALLET 1200 PCS

MISURE / DIMENSIONS / MEDIDAS
 LARGHEZZA/WIDTH/ANCHO: 80MM
 ALTEZZA/HEIGHT/ALTURA: 170MM



CODE/ITEM: 4580000650 - SFT00VINF
 SOFFIETTO PARTE INFERIORE
 BLACK BACK BAR COVER LOWER PART
 FUELLE PARTE INFERIOR

BOX 150 PCS

PALLET 1200 PCS

MISURE / DIMENSIONS / MEDIDAS
 LARGHEZZA/WIDTH/ANCHO: 80MM
 ALTEZZA/HEIGHT/ALTURA: 170MM



CODE/ITEM: 4580000301 - SFMNNEW

SOFFIETTO COPRILAMA NEW MALICE
NEW MALICE BACKBAR COVER
FUELLE DE LA CUBIERTA DE LA CUCHILLA NEW MALICE

BOX 50 PCS **PALLET** 5000 PCS

MISURE / DIMENSIONS / MEDIDAS

LARGHEZZA/WIDTH/ANCHO: 110MM
ALTEZZA/HEIGHT/ALTURA: 135MM



CODE/ITEM: 4590000300 - COPMEC003


COPRIMECCANICA PER MECCANISMO MECSY003N
MECHANISM COVER FOR MECSY003N
TAPA MECÁNICA PARA MECANISMO MECSY003N

BOX 50 PCS **PALLET** 5000 PCS

MISURE / DIMENSIONS / MEDIDAS

LARGHEZZA/WIDTH/ANCHO: 80MM
ALTEZZA/HEIGHT/ALTURA: 50MM

**BRACCIOLI /
ARMRESTS /
REPOSABRAZOS**



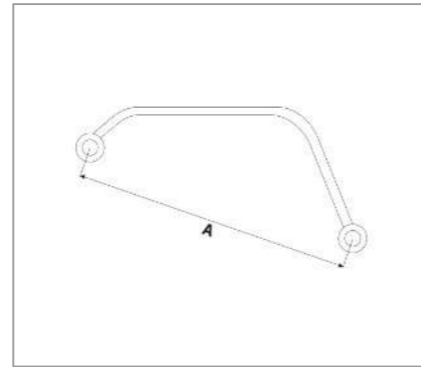


CODE/ITEM: 4006050040 - BRAALA
BRACCIOLO CROMATO MODELLO "ALA"
CHROMED ARMREST MODEL "ALA"
APOYABRAZOS CROMADO MODELO "ALA"

PALLET 100 PCS

MISURE / DIMENSIONS / MEDIDAS

A
480

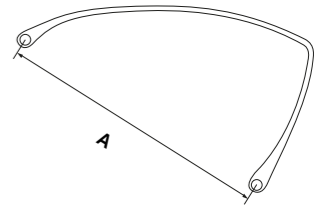


CODE/ITEM: 4006050150 - BRALVM07
BRACCIOLO ALLUMINIO LUCIDO MODELLO "AL-VM07"
ALLUMINIUM ARMREST MODEL "AL-VM07"
APOYABRAZOS DE ALUMINIO PULIDO MODELO "AL-VM07"

BOX 20 PCS

MISURE / DIMENSIONS / MEDIDAS

A
365

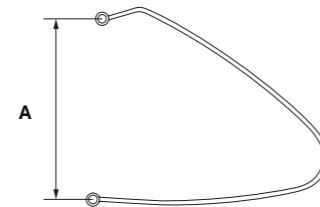


CODE/ITEM: 4006050070 - BRABOM
BRACCIOLO CROMATO MODELLO "BOOMERANG"
CHROMED ARMREST MODEL "BOOMERANG"
REPOSABRAZOS CROMADO MODELO "BOOMERANG"

PALLET 100 PCS

MISURE / DIMENSIONS / MEDIDAS

A
320

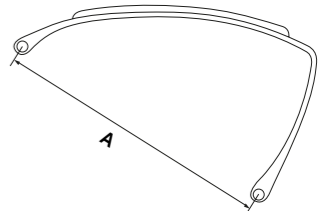


CODE/ITEM: 4006050170 - BRALVM07PU
BRACCIOLO ALLUMINIO MODELLO "AL-VM07PU" CON PAD
ALLUMINIUM ARMREST MODEL "AL-VM07PU" WITH PAD
APOYABRAZOS DE ALUMINIO CON ALMOHADILLA MODELO "AL-VM07PU"

BOX 20 PCS

MISURE / DIMENSIONS / MEDIDAS

A
365

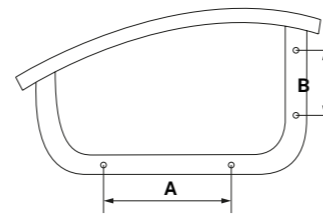


CODE/ITEM: 4006050100 - BRACRDELTA
BRACCIOLO CROMATO MODELLO "DELTA"
CHROMED ARMREST MODEL "DELTA"
APOYABRAZOS CROMADO MODELO "DELTA"

BOX 10 PCS

MISURE / DIMENSIONS / MEDIDAS

A	B
196	100

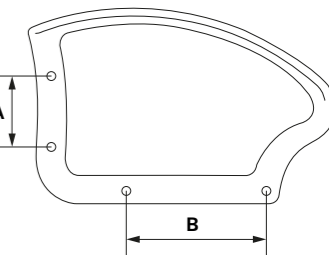


CODE/ITEM: 4506000311 - BRFOX
BRACCIOLO MODELLO "FOX" 4 PUNTI DI FISSAGGIO
ARMREST MODEL "FOX" WITH 4 FIXING POINTS
APOYABRAZOS MODELO "FOX" 4 PUNTOS DE FIJACIÓN

BOX 10 PCS

MISURE / DIMENSIONS / MEDIDAS

A	B
100	196

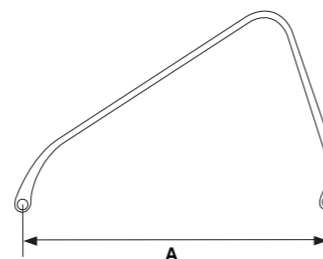


CODE/ITEM: 4006050140 - BRALF01
BRACCIOLO CROMATO MODELLO "BRALF"
CHROMED ARMREST MODEL "BRALF"
APOYABRAZOS CROMADO MODELO "BRALF"

BOX 30 PCS

MISURE / DIMENSIONS / MEDIDAS

A
330



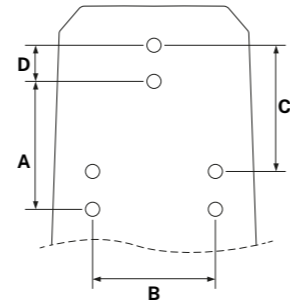


CODE/ITEM: 4506000021 - BRKLFIXNE
 BRACCIOLO FISSO NERO MODELLO "KLASS/QUEEN"
 BLACK FIXED ARMREST MODEL "KLASS/QUEEN"
 APOYABRAZOS FIJO NEGRO MODELO "KLASS/QUEEN"

BOX 20 PCS **PALLET 400 PCS**

MISURE / DIMENSIONS / MEDIDAS

A	B	C	D
55	55	55	15

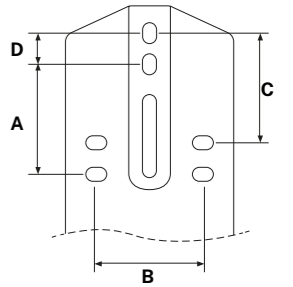


CODE/ITEM: 4506000041 - BRARG19NRPVC
 BRACCIOLO NERO 1D MODELLO "BR19" PAD IN PP
 BLACK ARMREST 1D MODEL "BR19 PP PAD"
 APOYABRAZOS NEGRO MODELO 1D "BR19" ALMOHADILLA EN PP

BOX 10 PCS **PALLET 540 PCS**

MISURE / DIMENSIONS / MEDIDAS

A	B	C	D
55	55	55	15

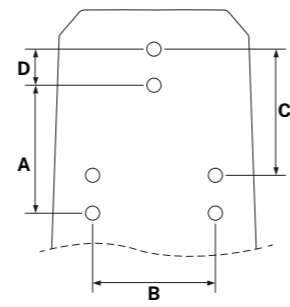


CODE/ITEM: 4506000023 - BRKLFIXGR
 BRACCIOLO FISSO GRIGIO MODELLO "KLASS/QUEEN"
 GREY FIXED ARMREST MODEL "KLASS/QUEEN"
 APOYABRAZOS FIJO GRIS MODELO "KLASS/QUEEN"

BOX 20 PCS **PALLET 400 PCS**

MISURE / DIMENSIONS / MEDIDAS

A	B	C	D
55	55	55	15

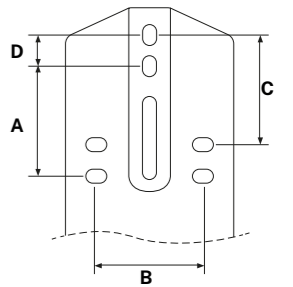


CODE/ITEM: 4506000371 - BRARG19NR
 BRACCIOLO NERO 1D MODELLO "BR19"
 BLACK ARMREST 1D MODEL "BR19"
 APOYABRAZOS NEGRO 1D MODELO "BR19"

BOX 10 PCS **PALLET 540 PCS**

MISURE / DIMENSIONS / MEDIDAS

A	B	C	D
55	55	55	15

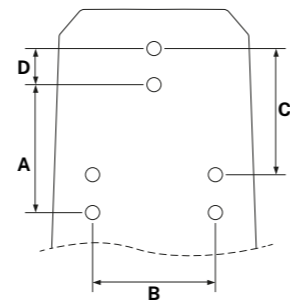


CODE/ITEM: 4506000022 - BRKLFIXBI
 BRACCIOLO FISSO BIANCO MODELLO "KLASS/QUEEN"
 WHITE FIXED ARMREST MODEL "KLASS/QUEEN"
 APOYABRAZOS FIJOS BLANCO MODELO "KLASS/QUEEN"

BOX 20 PCS **PALLET 400 PCS**

MISURE / DIMENSIONS / MEDIDAS

A	B	C	D
55	55	55	15

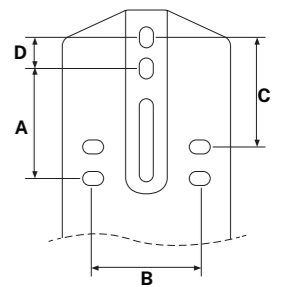


CODE/ITEM: 4006050300 - BRARG19GR
 BRACCIOLO GRIGIO 1D MODELLO "BR19"
 GREY ARMREST 1D MODEL "BR19"
 APOYABRAZOS 1D GRIS MODELO "BR19"

BOX 10 PCS **PALLET 540 PCS**

MISURE / DIMENSIONS / MEDIDAS

A	B	C	D
55	55	55	15

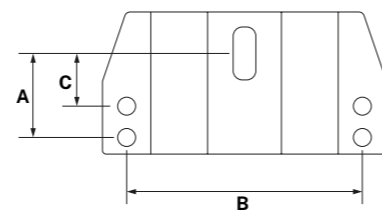


CODE/ITEM: 4006050280 - BRAMD9I
 BRACCIOLO 1D IN POLIPROPILENE
 POLYPROPYLENE 1D ARMREST
 APOYABRAZOS 1D POLIPROPILENO

BOX 20 PCS

MISURE / DIMENSIONS / MEDIDAS

A	B	C
35	100	25

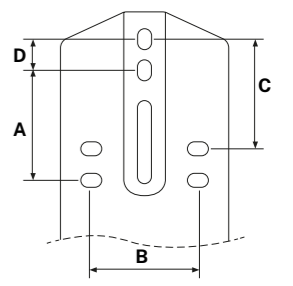


CODE/ITEM: 4006050290 - BRARG19BI
 BRACCIOLO BIANCO 1D MODELLO "BR19"
 WHITE ARMREST 1D MODEL "BR19"
 APOYABRAZOS 1D BLANCO MODELO "BR19"

BOX 10 PCS **PALLET 540 PCS**

MISURE / DIMENSIONS / MEDIDAS

A	B	C	D
55	55	55	15





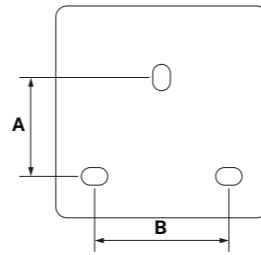
CODE/ITEM: 4506000351 - BRARG19NRPUFAL

BRACCILO NERO 2D MODELLO "BR19"
BLACK ARMREST 2D MODEL "BR19"
APOYABRAZOS 2D NEGRO MODELO "BR19"

BOX 50 PCS

MISURE / DIMENSIONS / MEDIDAS

A	B
55	55



CODE/ITEM: 4006050230 - BRAMD74NEW

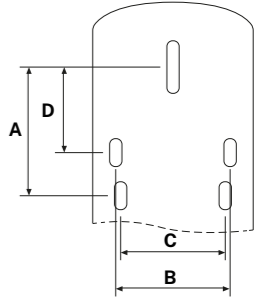
BRACCILO NERO 3D MODELLO "MD74"
BLACK ARMREST 3D MODEL "MD74"
APOYABRAZOS 3D NEGRO "MD74"

BOX 10 PCS

PALLET 300 PCS

MISURE / DIMENSIONS / MEDIDAS

A	B	C	D
75	55	50	55



CODE/ITEM: 4506000350 - BRA143NR

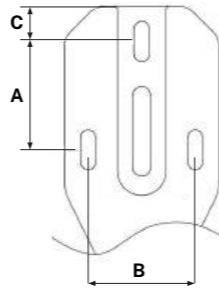
BRACCILO NERO 3D MODELLO 143
BLACK ARMREST 3D MODEL 143
MODELO 3D 143 APOYABRAZOS NEGRO

BOX 10 PCS

PALLET 540 PCS

MISURE / DIMENSIONS / MEDIDAS

A	B	C
55	54	18



CODE/ITEM: 4006050250 - BRAMD74NEWGR

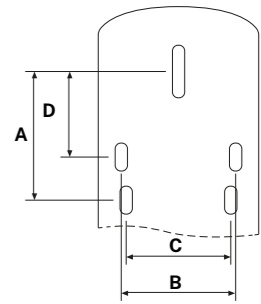
BRACCILO GRIGIO 3D MODELLO "MD74"
GREY ARMREST 3D MODEL "MD74"
APOYABRAZOS GRIS MODELO 3D "MD74"

BOX 10 PCS

PALLET 300 PCS

MISURE / DIMENSIONS / MEDIDAS

A	B	C	D
75	55	50	55



CODE/ITEM: 4506000349 - BRA143BI

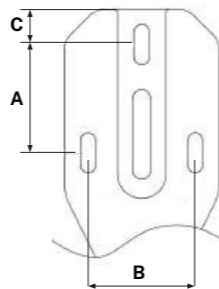
BRACCILO BIANCO 3D MODELLO 143
WHITE ARMREST 3D MODEL 143
MODELO 3D 143 APOYABRAZOS BLANCO

BOX 10 PCS

PALLET 540 PCS

MISURE / DIMENSIONS / MEDIDAS

A	B	C	D
55	55	55	15



CODE/ITEM: 4006050240 - BRAMD74NEWBI

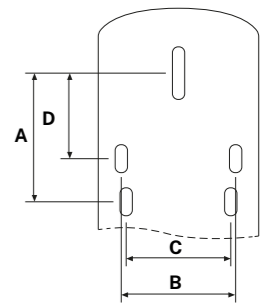
BRACCILO BIANCO 3D MODELLO "MD74"
WHITE ARMREST 3D MODEL "MD74"
APOYABRAZOS 3D MODELO "MD74" BLANCO

BOX 10 PCS

PALLET 300 PCS

MISURE / DIMENSIONS / MEDIDAS

A	B	C	D
75	55	50	55



CODE/ITEM: 4006050220 - BRAMD74

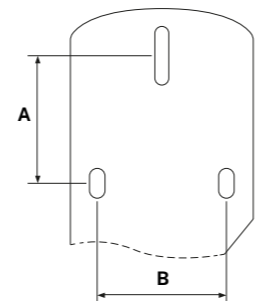
BRACCILO NERO 3D MODELLO "MD74" LAMA DRITTA
BLACK ARMREST 3D MODEL "MD74" STRAIGHT BLADE
REPOSABRAZOS 3D NEGRO MODELO "MD74" HOJA RECTA

BOX 10 PCS

PALLET 300 PCS

MISURE / DIMENSIONS / MEDIDAS

A	B
55	55



CODE/ITEM: 4506000430 - BRAMD57NYP

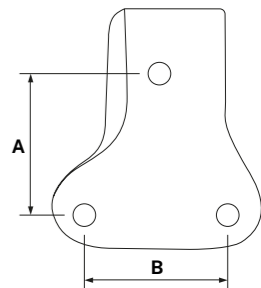
BRACCILO NERO 4D MODELLO "MD57"
BLACK ARMREST 4D MODEL "MD57"
APOYABRAZOS 4D NEGRO MODELO "MD57"

BOX 10 PCS

PALLET 360 PCS

MISURE / DIMENSIONS / MEDIDAS

A	B
75	55

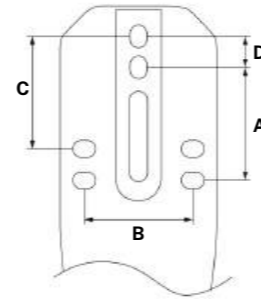




CODE/ITEM: 4506000096 -BRAJIM1DPADPP90
 BRACCILOLO MOD. JIM 1D PAD PP 90° NERO
 BLACK ARMREST MOD. JIM 1D PAD PP 90°
 REPOSABRAZOS MOD. PAD JIM 1D PP 90° NEGRO

CODE/ITEM: 4506000089 -BRAJIM1DPADPU90
 BRACCILOLO MOD. JIM 1D PAD TPU 90° NERO
 ARMREST MOD. JIM 1D PAD TPU 90° BLACK
 REPOSABRAZOS MOD. PAD JIM 1D TPU 90° NEGRO

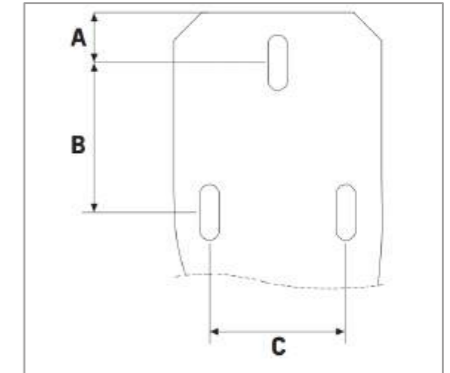
A	B	C	D
55	55	55	15



CODE/ITEM: 4506000368
 BRACCILOLO MOD. 158 5D NERO
 BLACK ARMREST MOD. 158 DD
 REPOSABRAZOS MOD. 158 5D NEGRO

BOX 10 PCS

A	B	C
18	55	53



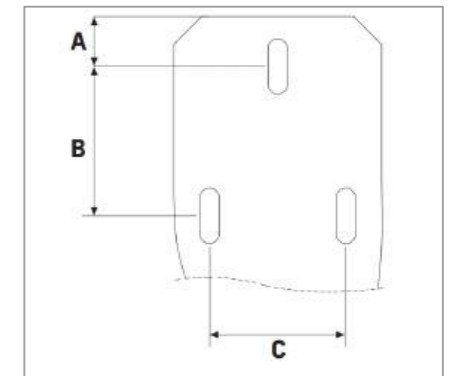
CODE/ITEM: 4506000094 -BRAJIM2DPADPU90
 BRACCILOLO MOD. JIM 2D PAD TPU 90° NERO
 ARMREST MOD. JIM 2D PAD TPU 90° BLACK
 REPOSABRAZOS MOD. PAD JIM 2D TPU 90° NEGRO

BOX 10 PCS

CODE/ITEM: 4506000367
 BRACCILOLO MOD. 158 5D BIANCO
 WHITE ARMREST MOD. 158 DD
 REPOSABRAZOS MOD. 158 5D BLANCO

BOX 10 PCS

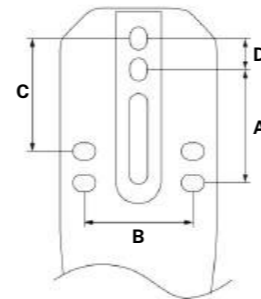
A	B	C
18	55	53



CODE/ITEM: 4506000095 -BRAJIM1DPADPP102
 BRACCILOLO MOD. JIM 1D PAD PP 102° NERO
 BLACK ARMREST MOD. JIM 1D PAD PP 102°
 REPOSABRAZOS MOD. ALMOHADILLA JIM 1D PP 102° NEGRA

CODE/ITEM: 4506000091 -BRAJIM1DPADPU102
 BRACCILOLO MOD. JIM 1D PAD TPU 102° CON PLURIBALL NERO
 ARMREST MOD. JIM 1D PAD TPU 102° WITH BLACK BUBBLE WRAP
 REPOSABRAZOS MOD. ALMOHADILLA JIM 1D TPU 102° CON PLÁSTICO DE BURBUJAS NEGRO


A	B	C	D
55	55	55	15



CODE/ITEM: 4506000092 -BRAJIM2DPADPP102
 BRACCILOLO MOD. JIM 2D PAD TPU 102° NERO
 BLACK ARMREST MOD. JIM 2D PAD TPU 102°
 REPOSABRAZOS MOD. PAD JIM 2D TPU 102° NEGRO

BOX 10 PCS

**SEDILI /
SEATS /
ASIENTOS**





CODE/ITEM: 3202000030 - SCUKSED

SCHIUMATO SEDILE MODELLO "K"
SEAT INJECTED FOAM MODEL "K"
ASIENTO MODELO "K" ESPUMADO

BOX 10 PCS **PALLET** 200 PCS



CODE/ITEM: 3502005785 - SEDK10BXLFSC

SEDILE IN FAGGIO MODELLO "K" 10 BORCHIE 100% FSC
WOODEN SEAT MODEL "K" 10 STUDS 100% FSC
ASIENTO EN HAYA "K" MODELO 10 TACHUELAS 100% FSC

PALLET 600 PCS

MISURE / DIMENSIONS / MEDIDAS

LARGHEZZA/WIDTH/ANCHO: 475MM
PROFONDITÀ/DEPTH/PROFUNDIDAD: 460MM



CODE/ITEM: 3502006025 - SEDK22BXLFSC

SEDILE IN FAGGIO MODELLO "K" 22 BORCHIE 100% FSC
WOODEN SEAT MODEL "K" 22 STUDS 100% FSC
ASIENTO EN HAYA "K" MODELO 22 TACHUELAS 100% FSC

PALLET 600 PCS



CODE/ITEM: 4502110041 - SSKNR

SOTTOSEDILE NERO MODELLO "K"
BLACK UNDERSEAT MODEL "K"
BAJO ASIENTO MODELO "K" NEGRO

BOX 20 PCS **PALLET** 600 PCS



CODE/ITEM: 4502110043 - SSKGR

SOTTOSEDILE GRIGIO MODELLO "K"
GREY UNDERSEAT MODEL "K"
BAJO ASIENTO MODELO "K" GRIS

BOX 20 PCS **PALLET** 600 PCS



CODE/ITEM: 4502110042 - SSKBI

SOTTOSEDILE BIANCO MODELLO "K"
WHITE UNDERSEAT MODEL "K"
ASIENTO BAJO BLANCO MODELO "K"

BOX 20 PCS **PALLET** 600 PCS



CODE/ITEM: 3202000070 - SCUQSED

SCHIUMATO SEDILE MODELLO "Q"
SEAT INJECTED FOAM MODEL "Q"
ESPUMA DE ASIENTO MODELO "Q"

BOX 10 PCS **PALLET** 200 PCS



CODE/ITEM: 3502006185 - SEDQ18BLFFSC

SEDILE IN FAGGIO MODELLO "Q" 18 BORCHIE 100% FSC
WOODEN SEAT MODEL "Q" 18 STUDS 100% FSC
ASIENTO DE HAYA MODELO "Q" CON 18 TACHUELAS 100% FSC

PALLET 600 PCS

MISURE / DIMENSIONS / MEDIDAS

LARGHEZZA/WIDTH/ANCHO: 475MM
PROFONDITÀ/DEPTH/PROFUNDIDAD: 460MM



CODE/ITEM: 3502006215 - SEDQ22BXLFSC

SEDILE IN FAGGIO MODELLO "Q" 22 BORCHIE 100% FSC
WOODEN SEAT MODEL "Q" 22 STUDS 100% FSC
ASIENTO DE HAYA MODELO "Q" 22 TACHUELAS 100% FSC


PALLET 600 PCS



CODE/ITEM: 4502110131 - SSQNR

SOTTOSEDILE NERO MODELLO "Q"
BLACK UNDERSEAT MODEL "Q"
ASIENTO BAJO NEGRO MODELO "Q"

BOX 20 PCS **PALLET** 600 PCS



CODE/ITEM: 4502110133 - SSQGR

SOTTOSEDILE GRIGIO MODELLO "Q"
GREY UNDERSEAT MODEL "Q"
ASIENTO BAJO GRIS MODELO "Q"

BOX 20 PCS **PALLET** 600 PCS

MISURE / DIMENSIONS / MEDIDAS


LARGHEZZA/WIDTH/ANCHO: 495MM
PROFONDITÀ/DEPTH/PROFUNDIDAD: 470MM



CODE/ITEM: 4502110132 - SSQBI

SOTTOSEDILE BIANCO MODELLO "Q"
WHITE UNDERSEAT MODEL "Q"
ASIENTO BAJO BLANCO MODELO "Q"

BOX 20 PCS **PALLET** 600 PCS



CODE/ITEM: 3502006305 - SEDPARIGI22B3PFSC
 SEDILE IN FAGGIO MODELLO "PARIGI" 22 BORCHIE 100% FSC
 WOODEN SEAT MODEL "PARIGI" 22 STUDS 100% FSC
 ASIENTO DE HAYA MODELO "PARIS" 22 TACHUELAS 100% FSC

PALLET 600 PCS



CODE/ITEM: 3502006315 - SEDPARIGI24B3PFSC
 SEDILE IN FAGGIO MODELLO "PARIGI" 24 BORCHIE 100% FSC
 WOODEN SEAT MODEL "PARIGI" 24 STUDS 100% FSC
 ASIENTO DE HAYA MODELO "PARIS" 24 TACHUELAS 100% FSC

PALLET 600 PCS



CODE/ITEM: 4502110101 - SSPARNE
 SOTTOSEDILE NERO MODELLO "PARIGI"
 BLACK UNDERSEAT MODEL "PARIGI"
 ASIENTO BAJO MODELO "PARIS" NEGRO

BOX 20 PCS PALLET 600 PCS



CODE/ITEM: 4502110102 - SSPARBI
 SOTTOSEDILE BIANCO MODELLO "PARIGI"
 WHITE UNDERSEAT MODEL "PARIGI"
 ASIENTO BAJO MODELO "PARIS" BLANCO

BOX 20 PCS PALLET 600 PCS



CODE/ITEM: 3502006765 - SEDSS28LFSC
 SEDILE IN LEGNO MODELLO "SS28"
 WOODEN SEAT MODEL "SS28"
 SEDIL EN LEGNO MODELLO "SS28"

PALLET 600 PCS



CODE/ITEM: 4502100280 - SS80
 SOTTOSEDILE NERO MODELLO "SS80"
 BLACK UNDERSEAT MODEL "SS80"
 ASIENTO BAJO MODELO "SS80" NEGRO

BOX 20 PCS PALLET 600 PCS



CODE/ITEM: 3502008536 - SEDSS9514
 SEDILE IN LEGNO MODELLO "SS95"
 WOODEN SEAT MODEL "SS95"
 SEDIL EN LEGNO MODELLO "SS95"


PALLET 500 PCS



CODE/ITEM: 4502100290 - SS95JET
 SOTTOSEDILE NERO MODELLO "SS95"
 BLACK UNDERSEAT MODEL "SS95"
 ASIENTO BAJO MODELO "SS95" NEGRO

BOX 20 PCS PALLET 600 PCS

**SCHIENALI /
BACKRESTS /
RESPALDOS**





CODE/ITEM: 3204000020 - SCUKSCHA

SCHIUMATO SCHIENALE MODELLO "K" VERSIONE ALTA
BACK INJECTED FOAM MODEL "K" HIGH VERSION
RESPALDO DE ESPUMA MODELO "K" VERSIÓN ALTA

BOX 10 PCS **PALLET** 200 PCS

MISURE / DIMENSIONS / MEDIDAS

LARGHEZZA/WIDTH/ANCHO: 430MM
ALTEZZA/HEIGHT/ALTURA: 530MM

CODE/ITEM: 4504700121 - SCIKANR

INTERNO SCHIENALE MODELLO "K" VERSIONE ALTA
INNER BACKREST MODEL "K" HIGH VERSION
INTERIOR RESPALDO MODELO "K" VERSIÓN ALTA

BOX 10 PCS **PALLET** 300 PCS

CODE/ITEM: 4504100101 - SCEKANR

COPRISCHIENALE NERO MODELLO "K" VERSIONE ALTA
BLACK OUTER BACKREST MODEL "K" HIGH VERSION
TAPA TRASERA NEGRA MODELO "K" VERSIÓN ALTA

BOX 10 PCS **PALLET** 200 PCS

CODE/ITEM: 4504100103 - SCEKAGR

COPRISCHIENALE GRIGIO MODELLO "K" VERSIONE ALTA
GREY OUTER BACKREST MODEL "K" HIGH VERSION
TAPA TRASERA GRIS MODELO "K" VERSIÓN ALTA

BOX 10 PCS **PALLET** 200 PCS

CODE/ITEM: 4504100102 - SCEKABI

COPRISCHIENALE BIANCO MODELLO "K" VERSIONE ALTA
WHITE OUTER BACKREST MODEL "K" HIGH VERSION
TAPA TRASERA BLANCA MODELO "K" VERSIÓN ALTA

BOX 10 PCS **PALLET** 200 PCS

MISURE / DIMENSIONS / MEDIDAS

LARGHEZZA/WIDTH/ANCHO: 430MM
ALTEZZA/HEIGHT/ALTURA: 545MM



CODE/ITEM: 3204000040 - SCUKSCHB

SCHIUMATO SCHIENALE MODELLO "K" VERSIONE BASSA
BACK INJECTED FOAM MODEL "K" LOW VERSION
INTERIOR RESPALDO MODELO "K" VERSIÓN BAJA

BOX 10 PCS **PALLET** 200 PCS

MISURE / DIMENSIONS / MEDIDAS

LARGHEZZA/WIDTH/ANCHO: 430MM
ALTEZZA/HEIGHT/ALTURA: 435MM

CODE/ITEM: 4504700131 - SCIKBNR

INTERNO SCHIENALE MODELLO "K" VERSIONE BASSA
INNER BACKREST MODEL "K" LOW VERSION
INTERIOR RESPALDO MODELO "K" VERSIÓN BAJA

BOX 10 PCS **PALLET** 300 PCS



CODE/ITEM: 4504100111 - SCEKBNR

COPRISCHIENALE NERO MODELLO "K" VERSIONE BASSA
BLACK OUTER BACKREST MODEL "K" LOW VERSION
TAPA TRASERA NEGRA MODELO "K" VERSIÓN BAJA

BOX 10 PCS **PALLET** 300 PCS

CODE/ITEM: 4504100113 - SCEKBGR

COPRISCHIENALE GRIGIO MODELLO "K" VERSIONE BASSA
GREY OUTER BACKREST MODEL "K" LOW VERSION
TAPA TRASERA GRIS MODELO "K" VERSIÓN BAJA

BOX 10 PCS **PALLET** 300 PCS

MISURE / DIMENSIONS / MEDIDAS

LARGHEZZA/WIDTH/ANCHO: 450MM
ALTEZZA/HEIGHT/ALTURA: 450MM

CODE/ITEM: 4504100112 - SCEKBI

COPRISCHIENALE BIANCO MODELLO "K" VERSIONE ALTA
WHITE OUTER BACKREST MODEL "K" HIGH VERSION
TAPA TRASERA BLANCA MODELO "K" VERSIÓN ALTA

BOX 10 PCS **PALLET** 300 PCS



CODE/ITEM: 3204000060 - SCUQSCHA

SCHIUMATO SCHIENALE MODELLO "Q" VERSIONE ALTA
BACK INJECTED FOAM MODEL "Q" HIGH VERSION
RESPALDO DE ESPUMA MODELO "Q" VERSIÓN ALTA

BOX 10 PCS **PALLET** 200 PCS

MISURE / DIMENSIONS / MEDIDAS

LARGHEZZA/WIDTH/ANCHO: 450MM
ALTEZZA/HEIGHT/ALTURA: 530MM

CODE/ITEM: 4504700231 - SCIQANR

INTERNO SCHIENALE MODELLO "Q" VERSIONE ALTA
INNER BACKREST MODEL "Q" HIGH VERSION
RESPALDO INTERIOR MODELO "Q" VERSIÓN ALTA

BOX 10 PCS **PALLET** 300 PCS

CODE/ITEM: 4504100201 - SCEQANR

COPRISCHIENALE NERO MODELLO "Q" VERSIONE ALTA
BLACK OUTER BACKREST MODEL "Q" HIGH VERSION
TAPA TRASERA NEGRA MODELO "Q" VERSIÓN ALTA

BOX 10 PCS **PALLET** 200 PCS

CODE/ITEM: 4504100203 - SCEQAGR

COPRISCHIENALE GRIGIO MODELLO "Q" VERSIONE ALTA
GREY OUTER BACKREST MODEL "Q" HIGH VERSION
TAPA TRASERA GRIS MODELO "Q" VERSIÓN ALTA

BOX 10 PCS **PALLET** 200 PCS

CODE/ITEM: 4504100202 - SCEQABI

COPRISCHIENALE BIANCO MODELLO "Q" VERSIONE ALTA
WHITE OUTER BACKREST MODEL "Q" HIGH VERSION
TAPA TRASERA BLANCA MODELO "Q" VERSIÓN ALTA

BOX 10 PCS **PALLET** 200 PCS



CODE/ITEM: 3204000070 - SCUQSCHB

SCHIUMATO SCHIENALE MODELLO "Q" VERSIONE BASSA
BACK INJECTED FOAM MODEL "Q" LOW VERSION
RESPALDO DE ESPUMA MODELO "Q" VERSIÓN BAJA

BOX 10 PCS **PALLET** 200 PCS

MISURE / DIMENSIONS / MEDIDAS

LARGHEZZA/WIDTH/ANCHO: 450MM
ALTEZZA/HEIGHT/ALTURA: 415MM

CODE/ITEM: 4504700131 - SCIKBNR

INTERNO SCHIENALE MODELLO "Q" VERSIONE BASSA
INNER BACKREST MODEL "Q" LOW VERSION
RESPALDO INTERNO MODELO "Q" VERSIÓN BAJA

BOX 10 PCS **PALLET** 300 PCS

CODE/ITEM: 4504100211 - SCEQBNR

COPRISCHIENALE NERO MODELLO "Q" VERSIONE BASSA
BLACK OUTER BACKREST MODEL "Q" LOW VERSION
TAPA TRASERA NEGRA MODELO "Q" VERSIÓN BAJA

BOX 10 PCS **PALLET** 300 PCS

CODE/ITEM: 4504100213 - SCEQBGR

COPRISCHIENALE GRIGIO MODELLO "Q" VERSIONE BASSA
GREY OUTER BACKREST MODEL "Q" LOW VERSION
TAPA TRASERA GRIS MODELO "Q" VERSIÓN BAJA

BOX 10 PCS **PALLET** 300 PCS

CODE/ITEM: 4504100212 - SCEQBBI

COPRISCHIENALE BIANCO MODELLO "Q" VERSIONE BASSA
WHITE OUTER BACKREST MODEL "Q" LOW VERSION
TAPA TRASERA BLANCA MODELO "Q" VERSIÓN BAJA

BOX 10 PCS **PALLET** 300 PCS

MISURE / DIMENSIONS / MEDIDAS

LARGHEZZA/WIDTH/ANCHO: 450MM
ALTEZZA/HEIGHT/ALTURA: 435MM



CODE/ITEM: 4504700160 - SCI0020

INTERNO SCHIENALE MODELLO "MISTRAL"
INNER BACKREST MODEL "MISTRAL"
RESPALDO INTERNO MODELO "MISTRAL"

BOX 16 PCS **PALLET** 320 PCS

CODE/ITEM: 4504100150 - SCE0020

COPRISCHIENALE NERO MODELLO "MISTRAL"
BLACK OUTER BACKREST MODEL "MISTRAL"
FUNDA DE RESPALDO NEGRA MODELO "MISTRAL"

BOX 12 PCS **PALLET** 176 PCS

MISURE / DIMENSIONS / MEDIDAS

LARGHEZZA/WIDTH/ANCHO: 455MM
ALTEZZA/HEIGHT/ALTURA: 480MM



CODE/ITEM: 4504200203 - SCILIGR

INTERNO SCHIENALE GRIGIO MODELLO "LIGHT"
GREY INNER BACKREST MODEL "LIGHT"
RESPALDO INTERNO MODELO "LIGHT" GRIS

BOX 16 PCS **PALLET** 320 PCS

CODE/ITEM: 4504100123 - SCELIGRI

COPRISCHIENALE GRIGIO MODELLO "LIGHT"
GREY OUTER BACKREST MODEL "LIGHT"
CUBIERTA TRASERA GRIS MODELO "LIGHT"

BOX 4 PCS **PALLET** 80 PCS

MISURE / DIMENSIONS / MEDIDAS

LARGHEZZA/WIDTH/ANCHO: 500MM
ALTEZZA/HEIGHT/ALTURA: 600MM



CODE/ITEM: 4504200201 - SCILINR

INTERNO SCHIENALE MODELLO "LIGHT"
INNER BACKREST MODEL "LIGHT"
RESPALDO INTERNO MODELO "LIGHT"

BOX 16 PCS **PALLET** 320 PCS

CODE/ITEM: 4504800011 - SUPLINR

SUPPORTO LOMBARE MODELLO "LIGHT"
LUMBAR SUPPORT MODEL "LIGHT"
SOPORTE LUMBAR MODELO "LIGHT"

BOX 50 PCS **PALLET** 1500 PCS

CODE/ITEM: 4504100121 - SCELINER

COPRISCHIENALE NERO MODELLO "LIGHT"
BLACK OUTER BACKREST MODEL "LIGHT"
TAPA TRASERA MODELO "LIGHT" NEGRO

BOX 4 PCS **PALLET** 80 PCS

MISURE / DIMENSIONS / MEDIDAS

LARGHEZZA/WIDTH/ANCHO: 500MM
ALTEZZA/HEIGHT/ALTURA: 600MM



CODE/ITEM: 4504200202 - SCILIBI

INTERNO SCHIENALE BIANCO MODELLO "LIGHT"
WHITE INNER BACKREST MODEL "LIGHT"
RESPALDO INTERNO MODELO "LIGHT" BLANCO

BOX 16 PCS **PALLET** 320 PCS

CODE/ITEM: 4504100122 - SCELIBIA

COPRISCHIENALE BIANCO MODELLO "LIGHT"
WHITE OUTER BACKREST MODEL "LIGHT"
CUBIERTA TRASERA MODELO "LIGHT" BLANCO

BOX 4 PCS **PALLET** 80 PCS

MISURE / DIMENSIONS / MEDIDAS

LARGHEZZA/WIDTH/ANCHO: 500MM
ALTEZZA/HEIGHT/ALTURA: 600MM



CODE/ITEM: 4504700500 - SCHURUS

SCHIENALE MOD. "URUS" PLASTICA NERA PA6+30%GF
BLACK BACKREST MOD. "URUS"
RESPALDO MOD. "URUS" PLÁSTICO NEGRO PA6+30%GF

BOX 8 PCS

PALLET 160 PCS



CODE/ITEM: 6004022061

SCHIENALE NERO MOD. "BLOB"
BLACK BACKREST MOD. "BLOB"
RESPALDO NEGRO MOD. "BLOB"

BOX 4 PCS

PALLET 72 PCS



CODE/ITEM: 6004059010 - SCHGIURTNE

SCHIENALE IN RETE MODELLO "GIULIA"
BACKREST MODEL "GIULIA"
RESPALDO DE MALLA MODELO "GIULIA"

BOX 4 PCS

PALLET 56 PCS



CODE/ITEM: 6004059001

SCHIENALE ASSEMBLATO MODELLO "MEGAN"
ASSEMBLED BACKREST MODEL "MEGAN"
RESPALDO ENSAMBLADO MODELO "MEGAN"

BOX 4 PCS

PALLET 60 PCS



CODE/ITEM: 6004092020 - SCHMALNEW

SCHIENALE IN RETE MODELLO "NEW LINE"
BACKREST MODEL "NEW LINE"
RESPALDO DE REJILLA MODELO "NEW LINE"

BOX 5 PCS

PALLET 100 PCS



CODE/ITEM: 6004053010 - SCHCARLRTNE

SCHIENALE IN RETE MODELLO "CARLOTTA"
BACKREST MODEL "CARLOTTA"
RESPALDO DE MALLA MODELO "CARLOTTA"

BOX 6 PCS

PALLET 90 PCS

**POGGIATESTA /
HEADRESTS /
REPOSACABEZAS**





CODE/ITEM: 3208000020 - SCULIGPGT

SCHIUMATO POGGIATESTA MODELLO "LIGHT"
HEADREST INJECTED FOAM MODEL "LIGHT"
REPOSACABEZAS DE ESPUMA MODELO
"LIGHT"

BOX 20 PCS



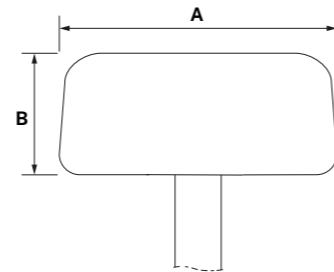
CODE/ITEM: 4508000211 - PGTLIGHTNRNEW

POGGIATESTA NERO MODELLO "LIGHT"
BLACK HEADREST MODEL "LIGHT"
NEGRO REPOSACABEZAS MODELO "LIGHT"

BOX 10 PCS

MISURE / DIMENSIONS / MEDIDAS

A	B
250	120



CODE/ITEM: 3208000020 - SCULIGPGT

SCHIUMATO POGGIATESTA MODELLO "LIGHT"
HEADREST INJECTED FOAM MODEL "LIGHT"
REPOSACABEZAS DE ESPUMA MODELO
"LIGHT"

BOX 20 PCS



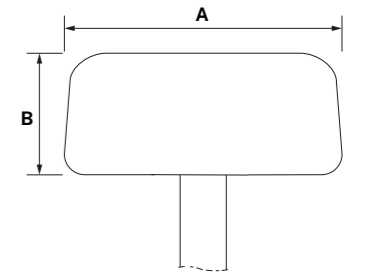
CODE/ITEM: 4508000212 - PGTLIGHTBINEW

POGGIATESTA BIANCO MODELLO "LIGHT"
WHITE HEADREST MODEL "LIGHT"
REPOSACABEZAS BLANCO MODELO "LIGHT"

BOX 10 PCS

MISURE / DIMENSIONS / MEDIDAS

A	B
250	120



CODE/ITEM: 3208000020 - SCULIGPGT

SCHIUMATO POGGIATESTA MODELLO "LIGHT"
HEADREST INJECTED FOAM MODEL "LIGHT"
REPOSACABEZAS DE ESPUMA MODELO
"LIGHT"

BOX 20 PCS



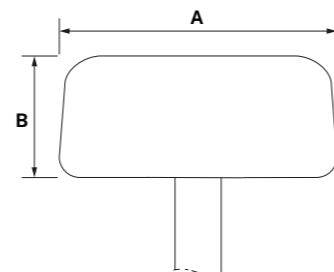
CODE/ITEM: 4508000213 -

PGTLIGHTGRNEW
POGGIATESTA GRIGIO MODELLO "LIGHT"
GREY HEADREST MODEL "LIGHT"
GRIS REPOSACABEZAS MODELO "LIGHT"

BOX 10 PCS

MISURE / DIMENSIONS / MEDIDAS

A	B
250	120



CODE/ITEM: 3208000010 - SCUGIUPGT

SCHIUMATO POGGIATESTA MODELLO "GIULIA"
HEADREST INJECTED FOAM MODEL "GIULIA"
REPOSACABEZAS DE ESPUMA MODELO
"GIULIA"

BOX 50 PCS



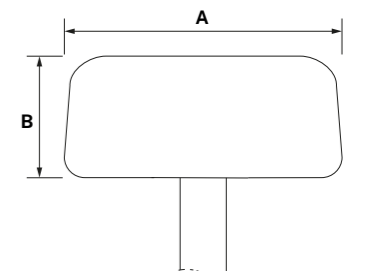
CODE/ITEM: 4508000801 - PGTGIUNR

POGGIATESTA NERO MODELLO "GIULIA"
BLACK HEADREST MODEL "GIULIA"
REPOSACABEZAS NEGRO MODELO "GIULIA"

BOX 50 PCS

MISURE / DIMENSIONS / MEDIDAS

A	B
290	135



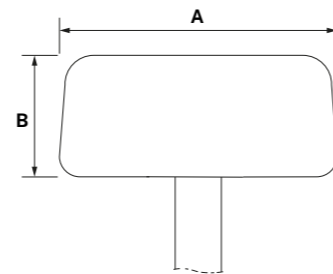


CODE/ITEM: 4508000510 - PGTMALNEW
 POGGIATESTA NERO MODELLO "NEW LINE" CON SCHIUMATO
 BLACK HEADREST MODEL "NEW LINE" WITH INJECTED FOAM
 REPOSACABEZAS MODELO "NEW LINE" NEGRO CON ESPUMA

BOX 25 PCS

MISURE / DIMENSIONS / MEDIDAS

A	B
250	130



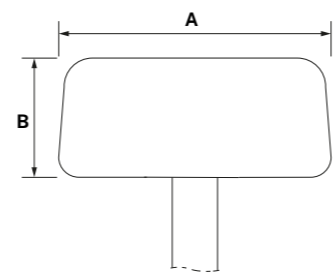
CODE/ITEM: 4508000431 - PGTQNR
 POGGIATESTA NERO MODELLO "K/Q"
 BLACK HEADREST MODEL "K/Q"
 REPOSACABEZAS NEGRO MODELO "K/Q"

BOX 10 PCS

PALLET 300 PCS

MISURE / DIMENSIONS / MEDIDAS

A	B
315	145



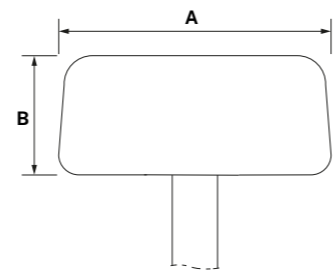
CODE/ITEM: 4508000413 - PGTQG
 POGGIATESTA GRIGIO MODELLO "K/Q"
 GREY HEADREST MODEL "K/Q"
 GRIS REPOSACABEZAS MODELO "K/Q"

BOX 10 PCS

PALLET 300 PCS

MISURE / DIMENSIONS / MEDIDAS

A	B
315	145



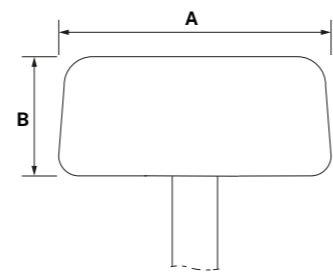
CODE/ITEM: 4508000442 - PGTQBI
 POGGIATESTA BIANCO MODELLO "K/Q"
 WHITE HEADREST MODEL "K/Q"
 BLANCO REPOSACABEZAS MODELO "K/Q"

BOX 10 PCS

PALLET 300 PCS

MISURE / DIMENSIONS / MEDIDAS

A	B
315	145

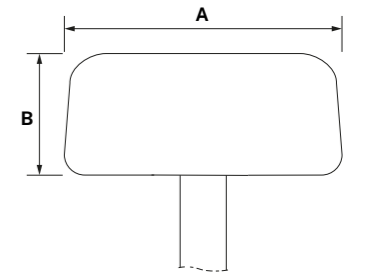


CODE/ITEM: 6004022062
 POGGIATESTA NERO MODELLO "BLOB" CON SCHIUMATO
 BLACK HEADREST MODEL "BLOB" WITH INJECTED FOAM
 REPOSACABEZAS MODELO "BLOB" NEGRO CON ESPUMA

BOX 6 PCS

MISURE / DIMENSIONS / MEDIDAS

A	B
250	130

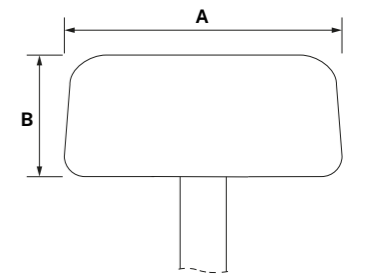


CODE/ITEM: POGGIATESTA MEGAN
 POGGIATESTA NERO MODELLO "BLOB" CON SCHIUMATO
 BLACK HEADREST MODEL "BLOB" WITH INJECTED FOAM
 REPOSACABEZAS MODELO "BLOB" NEGRO CON ESPUMA

BOX 6 PCS

MISURE / DIMENSIONS / MEDIDAS

A	B
295	180



**TELAI /
FRAMES /
ESCTRUCTURAS**





CODE/ITEM: 4020000151 - FISOCALTO
FUSTO CROMATO MODELLO "ISO" VERSIONE ALTA
CHROMED FRAME MODEL "ISO" HIGH VERSION
ESCTRUCTURA CROMADO MODELO "ISO" VERSIÓN ALTA
PALLET 80 PCS



CODE/ITEM: 4020000239 - FISON00973
FUSTO NERO MODELLO "ISO"
BLACK FRAME MODEL "ISO"
ESCTRUCTURA "ISO" DE BARRIL NEGRO
PALLET 180 PCS



CODE/ITEM: 4020000541 - FMOLLY4GSD
FUSTO 4 GAMBE CROMATO MODELLO "MOLLY" TONDINO 18MM
4 LEGS CHROMED FRAME MODEL "MOLLY"
ESCTRUCTURA 4 PATAS CROMADA MODELO "MOLLY" 18MM
BOX 5 PCS **PALLET 120 PCS**



CODE/ITEM: 4020000227 - FISOS
FUSTO GRIGIO MODELLO "ISO"
GREY FRAME MODEL "ISO"
ESCTRUCTURA GRIS MODELO "ISO"
PALLET 180 PCS




CODE/ITEM: 4020000581 - FMOLLYSD
FUSTO SLITTA CROMATO MODELLO "MOLLY"
VISITOR CHROMED FRAME MODEL "MOLLY"
ESCTRUCTURA CROMADO MODELO "MOLLY"
BOX 5 PCS **PALLET 120 PCS**



CODE/ITEM: 4020000197 - FISOC
FUSTO CROMATO MODELLO "ISO"
CHROMED FRAME MODEL "ISO"
ESCTRUCTURA CROMADO MODELO "ISO"
PALLET 180 PCS



CODE/ITEM: 4020000152 - FISONALTO
FUSTO NERO MODELLO "ISO" VERSIONE ALTA
BLACK FRAME MODEL "ISO" HIGH VERSION
ESCTRUCTURA NEGRO MODELO "ISO" VERSIÓN ALTA
PALLET 80 PCS



CODE/ITEM: 4020000561 - FMOLLYSG
 FUSTO SGABELLO CROMATO MODELLO "MOLLY"
 CHROMED STOOL FRAME MODEL "MOLLY"
 TABURETE CROMADO MODELO "MOLLY"
PALLET 60 PCS



CODE/ITEM: 4020000421 - FVISICL12F
 FUSTO SLITTA VISITATORE CROMATO 12 FORI
 CHROME VISITOR FRAME WITH 12 HOLE
 ESCTRUCTURA VISITANTE CROMADO 12 AGUJEROS
BOX 5 PCS **PALLET** 120 PCS



CODE/ITEM: 4020000722 - FVISDELTANE
 FUSTO SLITTA VISITATORE NERO MODELLO "DELTA"
 BLACK VISITOR FRAME MODEL "DELTA"
 ESCTRUCTURA VISITANTE NEGRO MODELO "DELTA"
PALLET 140 PCS



CODE/ITEM: 4020000640 - FSILLASC
 FUSTO SLITTA MODELLO "SILLA" SENZA INSERTI
 VISITOR FRAME MODEL "SILLA" WITHOUT PLASTIC INSERTS
 TRINEO MODELO "SILLA" SIN INSERTOS
BOX 50 PCS **PALLET** 100 PCS



CODE/ITEM: 4020000721 - FVISDELTACR
 FUSTO SLITTA VISITATORE CROMATO MODELLO "DELTA"
 CHROMED VISITOR FRAME MODEL "DELTA"
 ESCTRUCTURA VISITANTE CROMADO MODELO "DELTA"
PALLET 140 PCS



CODE/ITEM: 4020000601 - FPASC
 FUSTO SLITTA MOD. ROSA CROMATO
 CHROMED VISITOR FRAME MOD. ROSA
 MARCO DESLIZANTE MOD. ROSA CROMADA
PALLET 48 PCS



CODE/ITEM: 4020000121 - FVISFRANZCR
 FUSTO SLITTA VISITATORE CROMATO MODELLO "FRANZ"
 CHROMED VISITOR FRAME MODEL "FRANZ"
 ESCTRUCTURA VISITANTE CROMADA MODELO "FRANZ"
BOX 50 PCS **PALLET** 150 PCS



CODE/ITEM: 4020000056 - F4GAMBEMETLADYCR

FUSTO 4 GAMBE METALLO MOD. LADY/FOULARD/OVVO CROMATO
CHROMED 4-LEGS METAL BASE MOD. LADY/FOULARD/OVVO
ESTRUCTURA DE 4 PATAS METÁLICAS MOD. LADY/FOULARD/OVVO
CROMO



CODE/ITEM: 4020000057 - F4GAMBEMETLADYNR

FUSTO 4 GAMBE METALLO MOD. LADY/FOULARD/OVVO VERNICIATO NERO OPACO
4-LEGS METAL BASE MOD. LADY/FOULARD/OVVO PAINTED MATT BLACK
ESTRUCTURA DE 4 PATAS METÁLICAS MOD. LADY/FOULARD/OVVO PINTADO NEGRO
MATE



CODE/ITEM: 3520000087 - F4GAMBELEGLADYNA

FUSTO 4 GAMBE LEGNO MOD. LADY/FOULARD/OVVO VERNICIATO NATURALE
4-LEGS WOODEN BASE MOD. LADY/FOULARD/OVVO PAINTED NATURAL
ESTRUCTURA 4 PATAS DE MADERA MOD. LADY/FOULARD/OVVO NATURAL PINTADO



CODE/ITEM: 3520000086 - F4GAMBELEGLADYNR

FUSTO 4 GAMBE LEGNO MOD. LADY/FOULARD/OVVO VERNICIATO NERO
4-LEGS WOODEN BASE MOD. LADY/FOULARD/OVVO PAINTED MATT BLACK
ESTRUCTURA 4 PATAS DE MADERA MOD. LADY/FOULARD/OVVO PINTADO
NEGRO

LEGNI E POLIURETANI /
WOODS AND PU /
MADERAS Y PU





CODE/ITEM: 3504005335 - SCHISOTAPPFSC

SCHIENALE MODELLO "ISO" DA TAPPEZZARE 100% FSC
WOODEN BACKREST FOR UPHOLSTERY MODEL "ISO" 100% FSC
RESPALDO MODELO "ISO" PARA TAPIZAR 100% FSC

BOX 10 PCS **PALLET** 200 PCS

MISURE / DIMENSIONS / MEDIDAS

LARGHEZZA/WIDTH: 460MM
ALTEZZA/HEIGHT: 330MM



CODE/ITEM: 3504005335 - SCHISOTAPPFSC

SCHIENALE MODELLO "ISO" DA TAPPEZZARE 100% FSC
WOODEN BACKREST FOR UPHOLSTERY MODEL "ISO"
MODELO "ISO" RESPALDO PARA TAPIZAR 100% FSC

BOX 10 PCS **PALLET** 200 PCS

MISURE / DIMENSIONS / MEDIDAS

LARGHEZZA/WIDTH: 460MM
ALTEZZA/HEIGHT: 400MM



CODE/ITEM: 3504005416 - KITISOVNFSC

KIT SEDILE/SCHIENALE ISO MULTISTRATO FAGGIO VERNICIATO NATURALE FSC 100%
SEAT/BACKREST KIT MOD. ISO BEECH PAINTED NATURAL FSC 100%
KIT ASIENTO/RESPALDO ISO MULTICAPA HAYA BARNIZADA NATURAL FSC 100%

BOX 10 PCS **PALLET** 600 PCS

MISURE / DIMENSIONS / MEDIDAS

LARGHEZZA/WIDTH: 465MM
ALTEZZA/HEIGHT: 405MM



CODE/ITEM: 3502004790 - SEDBOMBE14VEFSC

SEDILE MODELLO "BOMBÈ" VERNICIATO NATURALE
WOODEN VARNISH SEAT MODEL "BOMBÈ"
ASIENTO MODELO "BOMBÈ" BARNIZADO NATURAL

PALLET 600 PCS



CODE/ITEM: 3500004335 - SCMISS5ROMAS

SCOCCA IN LEGNO MODELLO "MOLLY"
WOODEN SHELL MODEL "MOLLY"
CONCHA DE MADERA MODELLO "MOLLY"

PALLET 40 PCS



CODE/ITEM: 3500004415 - SCMISS1ROMA8

SCOCCA SGABELLO IN LEGNO MODELLO "MOLLY"
WOODEN STOOL SHELL MODEL "MOLLY"
TABURETE DE MADERA MODELLO "MOLLY" CARCASA

PALLET 40 PCS



CODE/ITEM: 0000030011 - SCKONALOUNGEBFSC

SCOCCA IN LEGNO MODELLO "KONA" VERSIONE LOUNGE
WOODEN SHELL MODEL "KONA" LOUNGE VERSION
CARCASA DE MADERA MODELLO "KONA" VERSIÓN LOUNGE

PALLET 40 PCS



CODE/ITEM: 0000030010 - SCKONAALTAFCSC
 SCOCCA IN LEGNO MODELLO "KONA" VERSIONE ALTA
 WOODEN SHELL MODEL "KONA" HIGH VERSION
 CARCASA DE MADERA MODELO "KONA" VERSIÓN ALTA

PALLET 40 PCS



CODE/ITEM: 0000030009 - SCKONAMEDIAFCSC
 SCOCCA IN LEGNO MODELLO "KONA" VERSIONE MEDIA
 WOODEN SHELL MODEL "KONA" MEDIUM VERSION
 CARCASA DE MADERA MODELO "KONA" VERSIÓN MEDIANA

PALLET 40 PCS



CODE/ITEM: 0000030008 - SCKONABASSAFSC
 SCOCCA IN LEGNO MODELLO "KONA" VERSIONE BASSA
 WOODEN SHELL MODEL "KONA" LOW VERSION
 CARCASA DE MADERA MODELO "KONA" VERSIÓN BAJA

PALLET 40 PCS



CODE/ITEM: 0000030012 - SCKONASGABELLOFCSC
 SCOCCA IN LEGNO MODELLO "KONA" VERSIONE SGABELLO
 WOODEN SHELL MODEL "KONA" STOOL VERSION
 VERSIÓN TABURETE CON CARCASA DE MADERA MODELO "KONA"

PALLET 40 PCS



CODE/ITEM: 0000030075 - KITSEDIAFOULARDFSC
 SCOCCA IN LEGNO MODELLO "FOULARD", VERSIONE SEDIA.
 WOODEN SHELL MODEL "FOULARD", CHAIR VERSION.
 CARCASA DE MADERA MODELO "FOULARD", VERSIÓN SILLA.

PALLET 40 PCS



CODE/ITEM: 0000030065 - KITPOLFOULARDFSC
 SCOCCA IN LEGNO MODELLO "FOULARD", VERSIONE POLTRONCINA.
 WOODEN SHELL MODEL "FOULARD", ARMCHAIRCHAIR VERSION.
 CARCASA DE MADERA MODELO "FOULARD" VERSIÓN SILLÓN.

PALLET 40 PCS



CODE/ITEM: 0000030055 - KITSGABELFOULARDFSC
 SCOCCA IN LEGNO MODELLO "FOULARD", VERSIONE SGABELLO.
 WOODEN SHELL MODEL "FOULARD", STOOL VERSION.
 CARCASA DE MADERA MODELO "FOULARD" VERSIÓN ESCABEL.

PALLET 40 PCS



CODE/ITEM: 3504005316 - PLLADYBSFSC
 SCOCCA IN LEGNO MODELLO "LADY B", VERSIONE SEDIA.
 WOODEN SHELL MODEL "LADY B", CHAIR VERSION.
 CARCASA DE MADERA MODELO "LADY B", VERSIÓN SILLA.

PALLET 40 PCS



CODE/ITEM: 3504005315 - PLLADYBPFSC
 SCOCCA IN LEGNO MODELLO "LADY B", VERSIONE POLTRONCINA.
 WOODEN SHELL MODEL "LADY B", ARMCHAIRCHAIR VERSION.
 CARCASA DE MADERA MODELO "LADY B" VERSIÓN SILLÓN.

PALLET 40 PCS



CODE/ITEM: 3504005317 - PLLADYBSGFSC
 SCOCCA IN LEGNO MODELLO "LADY B", VERSIONE SGABELLO.
 WOODEN SHELL MODEL "LADY B", STOOL VERSION.
 CARCASA DE MADERA MODELO "LADY B" VERSIÓN ESCABEL.

PALLET 40 PCS



CODE/ITEM: 3504006125 - KITOVVOSEDIAFSC
 SCOCCA IN LEGNO MODELLO "OVVO", VERSIONE SEDIA.
 WOODEN SHELL MODEL "OVVO", CHAIR VERSION.
 CARCASA DE MADERA MODELO "OVVO", VERSIÓN SILLA

PALLET 40 PCS



CODE/ITEM: 3504006145 - KITOVVOPOLTRFSC
 SCOCCA IN LEGNO MODELLO "OVVO", VERSIONE POLTRONCINA.
 WOODEN SHELL MODEL "OVVO", ARMCHAIRCHAIR VERSION.
 CARCASA DE MADERA MODELO "OVVO" VERSIÓN SILLÓN.

PALLET 40 PCS



CODE/ITEM: 3504006135 - KITOVVOSGABFSC
 SCOCCA IN LEGNO MODELLO "OVVO", VERSIONE SGABELLO.
 WOODEN SHELL MODEL "OVVO", STOOL VERSION.
 CARCASA DE MADERA MODELO "OVVO" VERSIÓN ESCABEL.

PALLET 40 PCS



CODE/ITEM: 4504500900 - SCHATULIP
 SCHIENALE IN POLIURETANO MODELLO "TULIP"
 PU BACKREST MODEL "TULIP"
 ATRÁS DE POLIURETANO MODELLO "TULIP"

BOX 10 PCS **PALLET 300 PCS**

CODE/ITEM: 4502000090 - SEDILE 16B
 SEDILE IN POLIURETANO MODELLO "TULIP"
 PU SEAT MODEL "TULIP"
 ASIENTO DE POLIURETANO MODELLO "TULIP"

BOX 5 PCS **PALLET 200 PCS**



CODE/ITEM: 4502000060 - SED003D
 SEDILE IN POLIURETANO MODELLO "003"
 PU SEAT MODEL "003"
 ASIENTO DE POLIURETANO MODELLO "003"

BOX 5 PCS **PALLET 225 PCS**



CODE/ITEM: 4502000070 - SED013
 SEDILE IN POLIURETANO MODELLO "013"
 PU SEAT MODEL "013"
 ASIENTO DE POLIURETANO MODELLO "013"

BOX 4 PCS **PALLET 96 PCS**

**SUPPORTO PANNELLO
FONOASSORBENTE /
SOUND ABSORBING
PANEL SUPPORTY /
SOPORTE PANEL
FONOASSORBENTE**

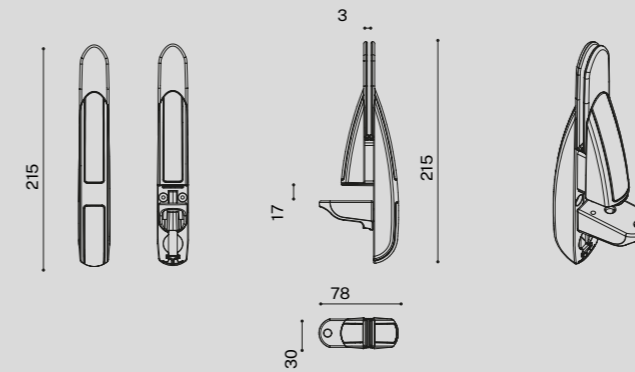




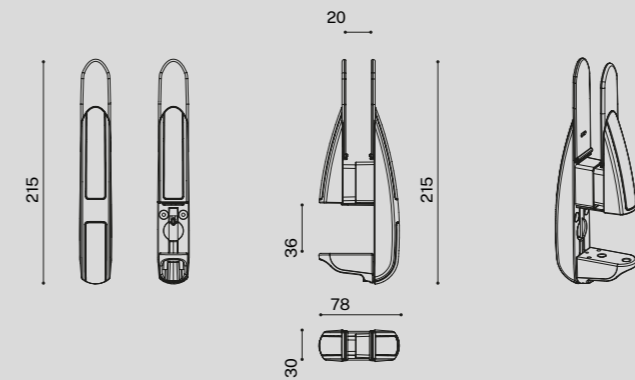
SUPPORTO / SUPPORT / SOPORTE

technical information

Apertura minima supporto / Minimum support opening / Apertura mínima de apoyo



*Apertura massima supporto / Maximum support opening / Apertura máxima de apoyo



* Le dimensioni di apertura massima dipendono dalla lunghezza delle viti fornite.
Per aumentare l'apertura è possibile utilizzare viti più lunghe.
Maximum opening size depends on the length of the screws supplied.
Longer screws can be used to increase the opening.
Las dimensiones máximas de apertura dependen de la ancho de los tornillos proporcionados.
Se pueden usar tornillos más largos para aumentar la apertura.


**TESSUTI /
FABRICS /
TELAS**



RETE LIGHT 06410000



060 NERO




080 GRIGIO




050 BIANCO

RETE AR 0645000




060 RETE AR




065 RETE PUMA


ANBEL



600



601



203



700



705



901

DISPONIBILE IN ALTRE COLORAZIONI / AVAILABLE IN OTHER COLORS / DISPONIBLE EN OTROS COLORES

CAGLI-PIX 0603000




240 NERO / BLACK / NEGRO




220 BLU / BLUE / AZUL



250 ROSSO / RED / ROJO



230 GRIGIO / GREY / GRIS



260 VERDE / GREEN / VERDE



060 ROYAL BLU / BLUE / AZUL

ERMES



401



606




608



604



804



303



702



003



002

DISPONIBILE IN ALTRE COLORAZIONI / AVAILABLE IN OTHER COLORS / DISPONIBLE EN OTROS COLORES

FINTA PELLE CLASSIC



130 BIANCO



180 GRIGIO CHIARO




190 GRIGIO SCURO




210 NERO*



120 BEIGE



200 MARRONE




230 VERDE



220 ROSSO




110 ARANCIO



160 BORDEAUX



140 BLU




150 BLU SCURO


MIRAGE




532



629




426



636




607




333



569



411



561

*DISPONIBILE ANCHE IGNIFUGO / FIRE RESISTANT AVAILABLE / TAMBIÉN DISPONIBLE A PRUEBA DE FUEGO

DISPONIBILE IN ALTRE COLORAZIONI / AVAILABLE IN OTHER COLORS / DISPONIBLE EN OTROS COLORES

BONDAI



5
year
guarantee




2036



2020



1008



8078



8004



7041



1005



1001




3013



7021



7032



7008



3005



4037



3012




7048




7029



7026



4004



4011



4007



6011



6098




6015



4017



5096



5004



6016




6071




6003



8033



8013



8010



6006

